


1. Milking



Set pm milking finish time

Provides clarity on the length of the working day > forces better time management



Milking interval

Use a 18:6 milking interval e.g. 7am & 3pm


Strategic once-a-day milking

OAD low BSC coming into breeding for 3/ 4wks can help offset a high labour demand

Milking efficiency & technique



2. Calf rearing




Once-a-day feeding

- from 3wks no negative effect on calf performance
- 36% savings in total calf care time

Grass

- Get calves out to grass and provide shelter




Group feeding calves



Milk transport
Pump milk to reduce time & effort

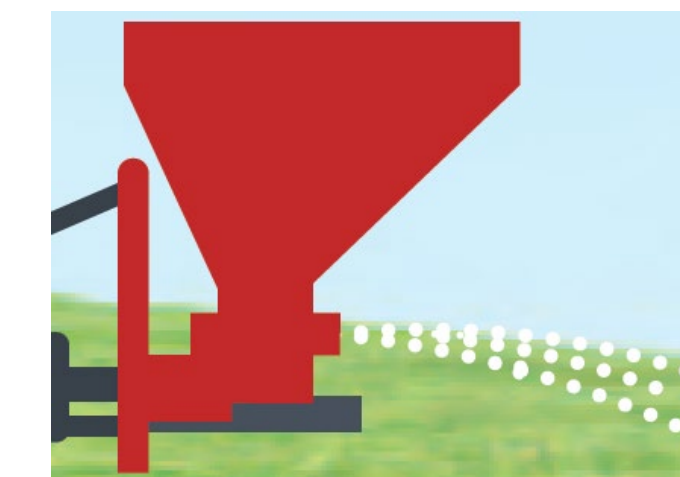
3. Use of contractors




Esp. at busy periods e.g. spring time



Slurry spreading



Fertiliser spreading



Calf rearing/
contract rearing

4. Extra help

You need a break after spring peak workload (even if it just an afternoon)



Many students are looking for work now

- Online websites: Local people in your area available to work

Retain new workers:

- Paying a fair wage (on-time) 
- Train

E.g. written or videos of standard operating procedures

- Good communication
E.g. Farm map, whiteboards etc.