

Our best livestock farms are growing 16t of grass DM/ha.

Target to grow 16 t DM/ha

Growth period	Grass grown (kg DM/ha)	Rotation no.
1 st Jan – 10 th April	1,450	1
11 th April – 5 th Aug	1,550	2-7
6 th Aug – 1 st Sept	1,750	8
1 st Sept - 1 st Oct	1,900	9
1 st Oct – 15 th Nov	1,600	10



An Roinn Talmhaíochta,
Bia agus Mara
Department of Agriculture,
Food and the Marine



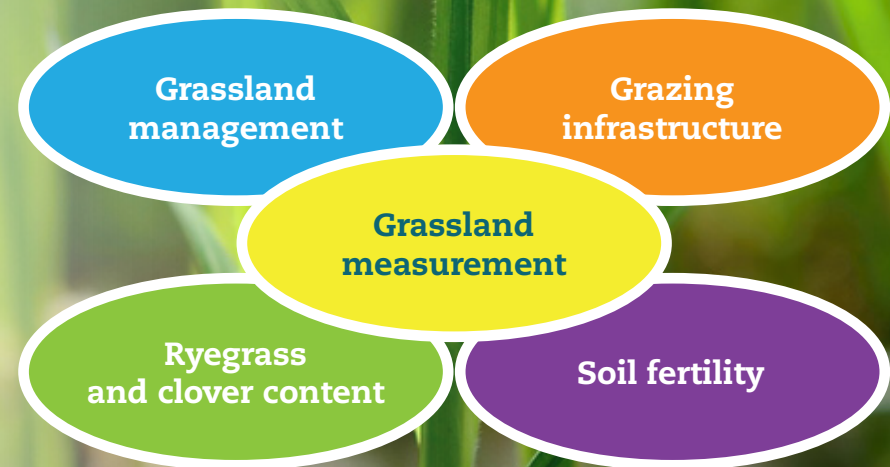
Every additional ton of grass eaten/ha will **increase profit** on dairy farms by **€173/ha** and on drystock farms by **€105/ha**

Grass10

aims:


10 tons grass DM/ha/year eaten
grazings/paddock/year

Grow More, Graze More, Earn More!



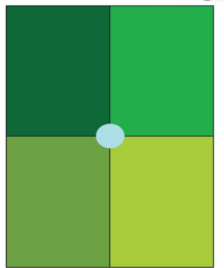
Grazing techniques for difficult weather

Strip Grazing




2 drinkers located on one side of the field to service 2 paddocks.

Block Grazing



1 drinker located in the centre of the field to service 4 paddocks.

Spokes of a Wheel



1 drinker located in the corner of the field to service 4 paddocks initially.

Autumn 60:40 Rotation Planner

The most important task any farmer will undertake over the next two months is to ensure that the farm is closed off properly to have an adequate supply of grass early next spring. The Autumn Rotation Planner is a tool:

- to help keep grass in the diet of grazing animals for as long as possible
- to set up paddocks for grazing the following spring

The 60:40 plan is based on having proportions of the farm closed by certain dates. The target is to have 60% of the farm closed early.

	Total Area of Your Farm _____ ha	60% of Total Area _____ ha	40% of Total Area _____ ha
Date	Heavy Farm	Dry Farm	
25 th Sept.	_____ ha		
2 nd Oct.	_____ ha		
9 th Oct.	_____ ha	_____ ha	
16 th Oct.	_____ ha	_____ ha	
24 th Oct.	_____ ha	_____ ha	
31 st Oct.	_____ ha	_____ ha	
7 th Nov.	_____ ha	_____ ha	
14 th Nov.	_____ ha	_____ ha	
21 st Nov.		_____ ha	

60% = 40% =

Heavy Farms: Start Closing by 25th September with 60% (or more) of the farm grazed off by October 31st.

Dry Farms: Start Closing by 9th October with 60% of the farm grazed off by November 7th.

The target closing average farm cover is 550-600kgDM/ha (2.5 LU/ha). Farms with a higher stocking rate should close with a higher average farm cover.

Guidelines:

- 1 All paddocks should be grazed tight, to a height of 3.5 - 4cm
- 2 Use wet weather grazing techniques if ground conditions deteriorate (on-off grazing, strip wires)
- 3 Do not regraze closed paddocks