

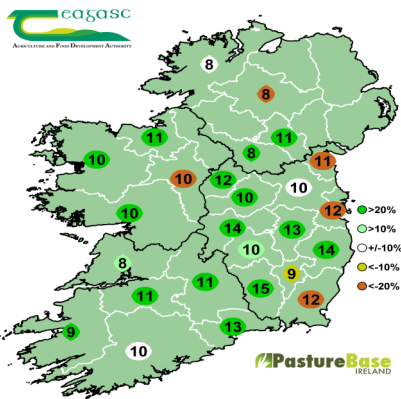
30th November 2021

## PastureBase data from dairy farms:



AFC	Growth	Dry Matter %
671 Kg DM/Ha	11 Kg DM/ha	12.2% (Grange, Co. Meath)

Grass growth measurement  
Today's grass growth (kg DM/ha/day)



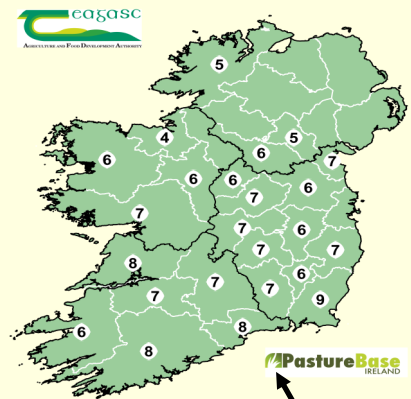
On the left: counties map showing **current** grass growth rates over the last week.

On the right: counties map showing **predicted** grass growth over the next 7 days from farms involved in Elodie Ruelle's MoSt grass growth model (55 farms).

### Predicted Growth Rate:

Ballyhaise 6 kg DM/ha  
Wexford 6 kg DM/ha  
Athenry 7 kg DM/ha  
Clonakilty 9 kg DM/ha

Grass growth predictions  
Next week (kg DM/ha/day)



## Establish your closing Average Farm Cover (AFC) this week

Grazing has largely come to an end across the country, with dry weather meaning the last few paddocks were grazed during November with excellent ground conditions. As we enter December, its time to walk your farm and enter a closing AFC on PastureBase Ireland.

Recording a closing AFC will allow you to quantify the amount of grass grown for 2021 on your farm & allow you to accurately measure over winter growth when you walk the farm next Spring.

Ensure you have **20 farm walks** entered throughout 2021 on PastureBase Ireland to meet your derogation plan requirements. Make sure you have measured at least **once in November & December**.

Complete your closing AFC this week & compare yourself with the targets for your stocking rate.

Use the Grass10 scorecard to review your grass year after your closing AFC is completed:-

<https://bit.ly/PBI-Scorecard>

Stocking Rate	Average Farm Cover on Dec 1st	Covers on Strongest Paddocks
2.5 LU/ha	600	1200 Kg DM/ha
3.0 LU/ha	650-700	1400 Kg DM/ha
3.5 LU/ha	700-750	1600 Kg DM/ha

## MoSt Grass Growth Prediction

This weeks grass growth predictions are the final predictions of the year. They will be back early in 2022! Many thanks to **Elodie Ruelle & her team** for all their hard work on the prediction model throughout the year.

## Teagasc Virtual Dairy Conference 2021

The virtual dairy conference took place last week on Zoom. Some of the key messages:-

1. Grass utilised on your farm drives your profit per hectare.
2. Important to measure grass using PastureBase to dictate the stocking rate on your farm.
3. Grass-clover swards really helping to reduce nitrogen input on Irish farms without any affect on grass growth.

Listen back here to the conference in your own time:- <https://bit.ly/2021DairyConf>

## Grass10 & PastureBase Webinar

The Grass10 & PBI team are hosting our last webinar of the year this Thursday 2nd of December on Zoom at 7pm.

Before moving into 2022, it is important to take learning from your PastureBase Ireland reports from 2021 & identify areas to improve next year. Dairy farmer John Phelan will be joining us to review his 2021 performance & also discuss where he can use PBI to improve his business in 2022. See more at:

<https://bit.ly/G10Webinar>



Our webinar this Thursday is not to be missed!  
Register here

## Opportunities for growth in 2022 with PastureBase Ireland

Thursday, 2<sup>nd</sup> December | 7pm

Join the Grass10 & PastureBase team as they discuss:

- What reports are available on PastureBase Ireland
- Understanding your PastureBase Ireland reports
- Identifying 3 areas to improve on your farm in 2022

Dairy farmer John Phelan from Co. Waterford will join us on the night to discuss his 2021 grass performance and identify areas for improvement in 2022.

Or visit [www.teagasc.ie/grass10](http://www.teagasc.ie/grass10)

30th November 2021

**PastureBase data from sheep & beef farms:**

AFC	Growth	Dry Matter %
665 Kg DM/Ha	13 Kg DM/ha	12.2% (Grange, Co. Meath)

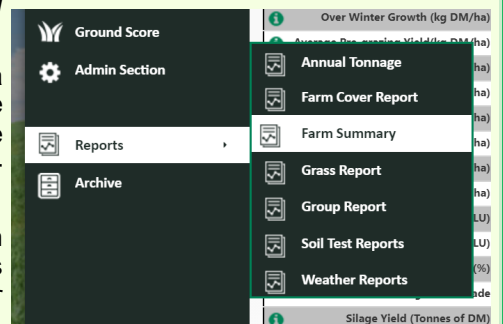
**GFOY Update: Peter McGuinness—Sheep Grassland Farmer of the Year**

“On a whole the for the year, it was a great year for grass, it was slow to begin but finished off very well, with possibly too much grass coming into the back end. We would liked to have had the ewes finished grazing and moved onto Redstart by now, but it looks like this will be another 10 days away with only about 80% of the farm closed to date.

“Ewes won’t return to grass until early March on the point of lambing. I expect the AFC to be over 1000 Kg DM/ha by then. Silage made this year is great quality and tested 77% DMD and 15.5% CP, at 28% dry matter. This means we can reduce meal feeding to ewes pre-lambing.”

Continuing on with our review of PastureBase Ireland reports, we take a look at Peter’s Farm Summary Report (see location on the right). The Farm Summary Report contains an extensive list of key performance indicators for your farm. Some may be more relevant to you than others.

Looking at Peter’s data, a big improvement was made this year with regard to the pre-grazing yield during the summer. High growth rates last summer made it more difficult but Peter was more critical this year in taking out surplus paddocks to ensure his lambs graze the right grass. It’s no wonder 86% lambs were drafted for slaughter by 30th Sept this year from mostly grass!



	2021 Farm Summary Data	YTD	Spring	Summer	Autumn
Average Pre-grazing Yield(kg DM/ha)		1554	1161	1478	1937
	2020 Farm Summary Data				
Average Pre-grazing Yield(kg DM/ha)		1815	485	2117	1786

With fertiliser prices skyrocketing, Teagasc Specialist Mark Plunkett is on this week’s episode of the Beef Edge podcast with an update on the outlook for the coming months and what can you do to maintain margins in light of further possible increases <https://bit.ly/Fertiliserprices>



**Sheep Research Demonstration Farm, Athenry**

Philip Creighton, Animal and Grassland Research and Innovation Centre, Teagasc Athenry, Co Galway.

Sward production for 2021 to date and lamb drafting pattern are shown in tables 1 and 2. We had to introduce concentrate supplementation at a rate of 500g/hd/day in early October due to low grass DM% and declining lamb ADG. Any lambs remaining on the farm in late October were housed to conserve grass for ewes. These lambs were built up to ad lib concentrates with access to high quality baled silage. We currently have approximately 70% of the 11 ewe/ha stocking rate farmlets closed for the winter and 80% of the 13 ewe/ha farmlets. Average farm cover of the 13 ewe/ha farmlets now stands at 850kg DM/ha compared to the 11 ewe/ha groups at 888 kg DM/ha.

**Average DM yield 2021 to date:**

Treatment	Grass only	Grass Clover	Grass Clover
	145 kg N/ha	145 kg N/ha	90 kg N/ha
DM yield (Tons DM/ha)	12.3	12.5	12.0

Lamb drafting pattern	% lambs drafted end Oct*	% lambs drafted end Nov
Autumn 2021		
Grass only	73	88
Grass Clover	83	94
11 ewe/ha	88	94
13 ewe/ha	80	90

\*Remaining lambs housed