

Lowering the carbon footprint of pasture-based dairy production



James Humphreys

Teagasc, Livestock Systems



The carbon footprint of pasture-based milk production: Can white clover make a difference?

M.-J. Yan,* J. Humphreys,† and N. M. Holden*¹

*UCD School of Biosystems Engineering, University College Dublin, Belfield, Dublin 4, Dublin, Ireland
 †Animal and Grassland Research and Innovation Centre, Teagasc, Moorepark, Fermoy, Co Cork, Ireland

ABSTRACT

Carbon footprint (CF) calculated by life cycle assessment (LCA) was used to compare greenhouse gas emissions from pasture-based milk production relying mainly on (1) fertilizer N (FN), or (2) white clover (WC). Data were sourced from studies conducted at Solohead Research Farm in Ireland between 2001 and 2006. Ten FN pastures stocked between 2.0 and 2.5 livestock units (LU)/ha with fertilizer N input between 180 and 353 kg/ha were compared with 6 WC pastures stocked between 1.75 and 2.2 LU/ha with fertilizer N input between 80 and 99 kg/ha. The WC-based system had 11 to 23% lower CF compared with FN (average CF was 0.86 to 0.87 and 0.97 to 1.13 kg of CO₂-eq/kg of energy-corrected milk, respectively, 91% economic allocation). Emissions of both N₂O and CO₂ were lower in WC, whereas emissions of CH₄ (per kg of energy-corrected milk) were similar in both systems. Ratio sensitivity analysis indicated that the difference was not caused by error due to modeling assumptions. Replacing fertilizer N by biological nitrogen fixation could lower the CF of pasture-based milk production.

Key words: carbon footprint, life cycle assessment, white clover, milk production

INTRODUCTION

Because of projected population growth and demand for dairy products (Steinfeld et al., 2006), urgent action is needed to achieve a sustainable balance between profitability and the environmental impact of dairy production. The global dairy sector was estimated to contribute 4% of anthropogenic greenhouse gas (GHG)

of the output of Irish agricultural commodities (Anonymous, 2011). GHG emissions from milk are important to policy makers. Tools are needed to assist with strategic policy development to enable the dairy sector to thrive while minimizing GHG emissions.

Life cycle assessment (LCA; ISO, 2006) has been developed to assess the environmental impact through the life cycle of products, from the “cradle” (production of raw materials such as iron ore) to the “grave” (the waste management of products after consumption). When applied to agricultural products, attention is often focused on “cradle to farm gate” because the greatest impact is found in the production stage (Schau and Fet, 2007). Because of global concerns about GHG emissions from livestock production, the LCA interpretation of GHG emissions is performed more often than other impact categories (e.g., eutrophication) and is referred to as carbon footprint (CF; O’Brien et al., 2010; Rotz et al., 2010; Flysjö et al., 2011). The main GHG from agriculture are carbon dioxide (CO₂), methane (CH₄), and nitrous oxide (N₂O). For pasture-based milk production, mineral fertilizer and recycled organic manures are the main N inputs to grassland and the main sources of N₂O emissions from farms. Typical management in grazing systems uses mineral fertilizer N (FN) as the predominant source of N for grassland (referred to hereafter as FN management) in addition to manure.

In temperate pastures, biological N fixation (BNF) from forage legumes can also be a significant source of N (10 to 300 kg of N/ha per year; Ledgard et al., 2009). Because of increasing fertilizer prices and stringent regulation of N use on farms (European Council,

Published in 2012

16% reduction in
 carbon footprint of milk

RSF-07-516: 'Quantification of the potential of white clover to lower GHG emissions from Irish grassland-based dairy production

An economic comparison of systems of dairy production based on N-fertilized grass and grass-white clover grassland in a moist maritime environment

J. Humphreys*, E. Mihailescu*† and I. A. Casey†

*Livestock Systems Research Department, Animal and Grassland Research and Innovation Centre, Teagasc, Moorepark, Fermoy, Co. Cork, Ireland, and †Department of Chemical and Life Sciences, Waterford Institute of Technology, Waterford, Co. Waterford, Ireland

Abstract

This study compared the profitabilities of systems of dairy production based on N-fertilized grass (FN) and grass-white clover (WC) grassland and assessed sensitivity to changing fertilizer N and milk prices. Data were sourced from three system-scale studies conducted in Ireland between 2001 and 2009. Ten FN stocked between 2.0 and 2.5 livestock units (LU) ha⁻¹ with fertilizer N input between 173 and 353 kg ha⁻¹ were compared with eight WC stocked between 1.75 and 2.2 LU ha⁻¹ with fertilizer N input between 79 and 105 kg ha⁻¹. Sensitivity was confined to nine combinations of high, intermediate and low fertilizer N and milk prices. Stocking density, milk and total sales from WC were approximately 0.90 of FN. In scenarios with high fertilizer N price combined with intermediate or low milk prices, WC was more ($P < 0.05$) profitable than FN. Based on milk and fertilizer N prices at the time, FN was clearly more profitable than WC.

Introduction

In the 10 years since 2000, the cost of fertilizer N in Ireland has been increasing at an annual rate of around 9% (Figure 1a) owing to growing demand worldwide and rising manufacturing costs (Prince *et al.*, 2009). In contrast, the milk price in Ireland, though variable, has been relatively static (Figure 1b). Hence, there has been a strong increase in the cost of fertilizer N relative to the farm-gate price for milk (Figure 1c). This is negatively impacting on profitability of pasture-based systems of dairy production, which are highly reliant on inputs of fertilizer N. At the same time, in the European Union and in other parts of the world, there has been increasing regulatory pressure to lower the losses of N to water and to the atmosphere: for example, various national regulations stemming from the Nitrates Directive, Water Framework Directive and the National Emission Ceilings Directive (European Council, 1991);

Published in 2012

No difference
in profitability

Measured and Simulated Nitrous Oxide Emissions from Ryegrass- and Ryegrass/White Clover-Based Grasslands in a Moist Temperate Climate

Dejun Li^{1,2*}, Gary Lanigan³, James Humphreys¹

1 Livestock Systems Research Department, Teagasc, Moorepark, Fermoy, County Cork, Ireland, **2** Biosystem Engineering, UCED School of Agriculture, Food Science and Veterinary Medicine, University College Dublin, Belfield, Dublin, Ireland, **3** Environment, Soils and Land-Use Research Department, Teagasc, Johnstown Castle, County Wexford, Ireland

Abstract

There is uncertainty about the potential reduction of soil nitrous oxide (N_2O) emission when fertilizer nitrogen (FN) is partially or completely replaced by biological N fixation (BNF) in temperate grassland. The objectives of this study were to 1) investigate the changes in N_2O emissions when BNF is used to replace FN in permanent grassland, and 2) evaluate the applicability of the process-based model DNDC to simulate N_2O emissions from Irish grasslands. Three grazing treatments were: (i) ryegrass (*Lolium perenne*) grasslands receiving 226 kg FN $ha^{-1} yr^{-1}$ (GG+FN), (ii) ryegrass/white clover (*Trifolium repens*) grasslands receiving 58 kg FN $ha^{-1} yr^{-1}$ (GWC+FN) applied in spring, and (iii) ryegrass/white clover grasslands receiving no FN (GWC-FN). Two background treatments, un-grazed swards with ryegrass only (G-B) or ryegrass/white clover (WC-B), did not receive slurry or FN and the herbage was harvested by mowing. There was no significant difference in annual N_2O emissions between G-B (2.38 ± 0.12 kg N $ha^{-1} yr^{-1}$ (mean \pm SE)) and WC-B (2.45 ± 0.85 kg N $ha^{-1} yr^{-1}$), indicating that N_2O emission due to BNF itself and clover residual decomposition from permanent ryegrass/clover grassland was negligible. N_2O emissions were 7.82 ± 1.67 , 6.35 ± 1.14 and 6.54 ± 1.70 kg N $ha^{-1} yr^{-1}$, respectively, from GG+FN, GWC+FN and GWC-FN. N_2O fluxes simulated by DNDC agreed well with the measured values with significant correlation between simulated and measured daily fluxes for the three grazing treatments, but the simulation did not agree very well for the background treatments. DNDC overestimated annual emission by 61% for GG+FN, and underestimated by 45% for GWC-FN, but simulated very well for GWC+FN. Both the measured and simulated results supported that there was a clear reduction of N_2O emissions when FN was replaced by BNF.

Citation: Li D, Lanigan G, Humphreys J (2011) Measured and Simulated Nitrous Oxide Emissions from Ryegrass- and Ryegrass/White Clover-Based Grasslands in a Moist Temperate Climate. PLoS ONE 6(10): e26176. doi:10.1371/journal.pone.0026176

Editor: Jack Anthony Gilbert, Argonne National Laboratory, United States of America

Received: July 31, 2011; **Accepted:** September 21, 2011; **Published:** October 10, 2011

Copyright: © 2011 Li et al. This is an open-access article distributed under the terms of the Creative Commons Attribution License, which permits unrestricted use, distribution, and reproduction in any medium, provided the original author and source are credited.

Funding: This work was financially supported by the Irish Department of Agriculture, Fisheries and Food Research Stimulus Fund (RSF 07 516, RSF 07 511) under the National Development Plan 2007–2013 (<http://www.agriculture.gov.ie/research/researchstimulusfund/>). The funders had no role in study design, data collection and analysis, decision to publish, or preparation of the manuscript.

Competing Interests: The authors have declared that no competing interests exist.

* Email: dejunli@gmail.com

† Current address: Department of Botany and Microbiology, the University of Oklahoma, Norman, Oklahoma, United States of America

Introduction

Nitrous oxide (N_2O) is a potent greenhouse gas (GHG) with a global warming potential 298 times higher than carbon dioxide

[6], and is often enhanced where available N exceeds plant requirements, especially under wet conditions [7]. Agricultural activities have significantly enhanced N_2O emissions by increasing available N in soils through application of fertilizer N (FN) and

Negligible nitrous oxide emissions associated with biological N fixation



celebrating 20 years

Global Change Biology (2014), doi:10.1111/gcb.12595

Interannual variation in nitrous oxide emissions from perennial ryegrass/white clover grassland used for dairy production

WILLIAM BURCHILL^{1,2}, DEJUN LI³, GARY J. LANIGAN⁴, MICHEAL WILLIAMS² and JAMES HUMPHREYS¹

¹Animal & Grassland Research and Innovation Centre, Teagasc, Moorepark, Fermoy, Co. Cork, Ireland, ²Department of Botany, School of Natural Sciences, Trinity College Dublin, College Green, Dublin 2, Ireland, ³Huanjiang Observation and Research Station for Karst Ecosystems, Key Laboratory of Agro-ecological Processes in Subtropical Region, Institute of Subtropical Agriculture, Chinese Academy of Sciences, Changsha, Hunan 410125, China, ⁴Johnstown Castle Environment Research Centre, Teagasc, Johnstown Castle, Co. Wexford, Ireland

Abstract

Nitrous oxide (N_2O) emissions are subject to intra- and interannual variation due to changes in weather and management. This creates significant uncertainties when quantifying estimates of annual N_2O emissions from grazed grasslands. Despite these uncertainties, the majority of studies are short-term in nature (<1 year) and as a consequence, there is a lack of data on interannual variation in N_2O emissions. The objectives of this study were to (i) quantify annual N_2O emissions and (ii) assess the causes of interannual variation in emissions from grazed perennial ryegrass/white clover grassland. Nitrous oxide emissions were measured from fertilized and grazed perennial ryegrass/white clover grassland (WC) and from perennial ryegrass plots that were not grazed and did not receive N

Negligible nitrous oxide emissions associated with biological N fixation



Pulse of Nitrous oxide released after each application of fertilizer N

Direct N_2O emission from BNF *per se* is negligible (Rochette and Janzen, 2005; Carter and Ambus, 2006; Li et al., 2011; Jensen et al., 2012)

2019R521: Lowering the carbon and ammonia footprints of pasture-based dairy production

Target: 50% reduction in the Carbon footprint of milk
i.e. 0.6 kg CO₂eq. per litre of milk

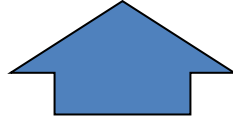


Greenhouse gasses: Methane, nitrous oxide and carbon dioxide

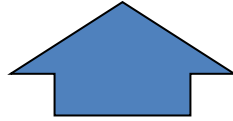
Ammonia: trans-boundary gas



Methane (50%)



Methane (50%)



More lifetime milk per cow


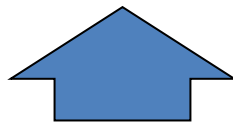



Replacement Rate



Nitrous oxide
(20%)

Methane (50%)



More lifetime milk per cow

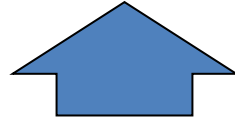



Replacement
Rate



Nitrous oxide
(20%)

Methane (50%)



More lifetime milk per cow



Low emissions slurry spreading
& grazing season length




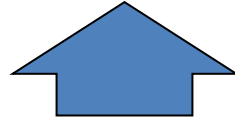

Replacement
Rate



Nitrous oxide
(20%)

Methane (50%)

Nitrous oxide
(20%)



More lifetime milk per cow



Replacement
Rate




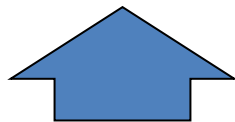

Low emissions slurry spreading
& grazing season length



Nitrous oxide
(20%)

Methane (50%)

Nitrous oxide
(20%)



More lifetime milk per cow



Low emissions slurry spreading
& grazing season length



Replacement
Rate


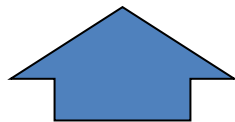



Protected urea
White and Red Clover

Nitrous oxide
(20%)

Methane (50%)

Nitrous oxide
(20%)



More lifetime milk per cow



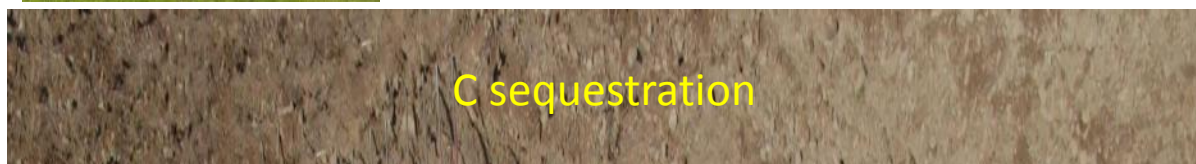
Low emissions slurry spreading
& grazing season length



Replacement
Rate



Protected urea
White and Red Clover



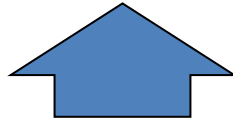



C sequestration

Nitrous oxide
(20%)

Methane (50%)

Nitrous oxide
(20%)



More lifetime milk per cow



Replacement
Rate



Protected urea
White and Red Clover




Low emissions slurry spreading
& grazing season length



Numbers

Nitrous oxide
(20%)

Methane (50%)



Low emissions slurry spreading
& grazing season length




Replacement
Rate



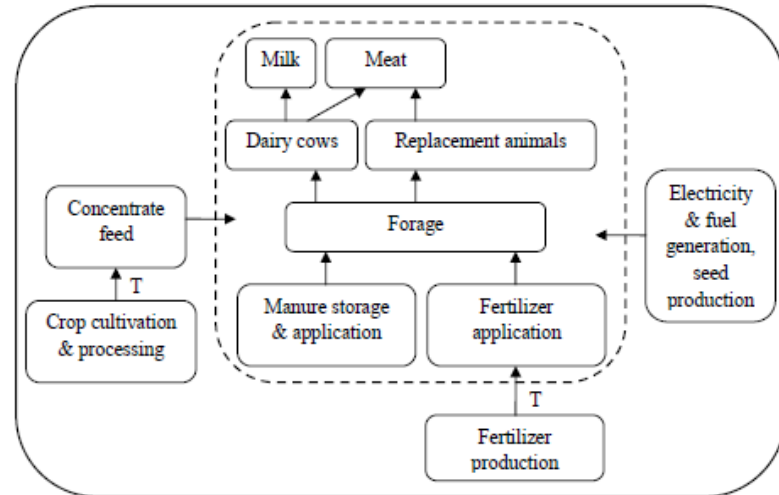
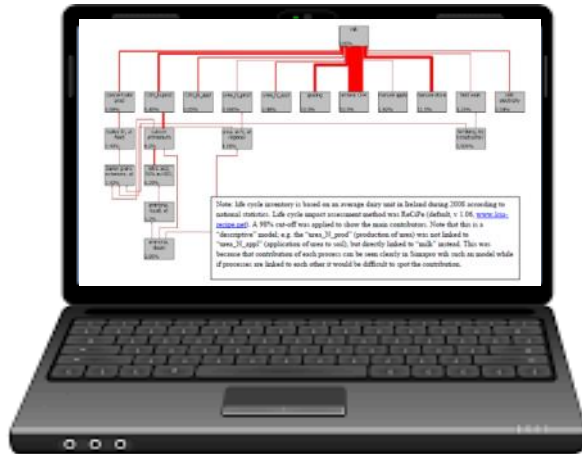
Nitrogen

Nitrous oxide
(20%)




Protected urea
White and Red Clover

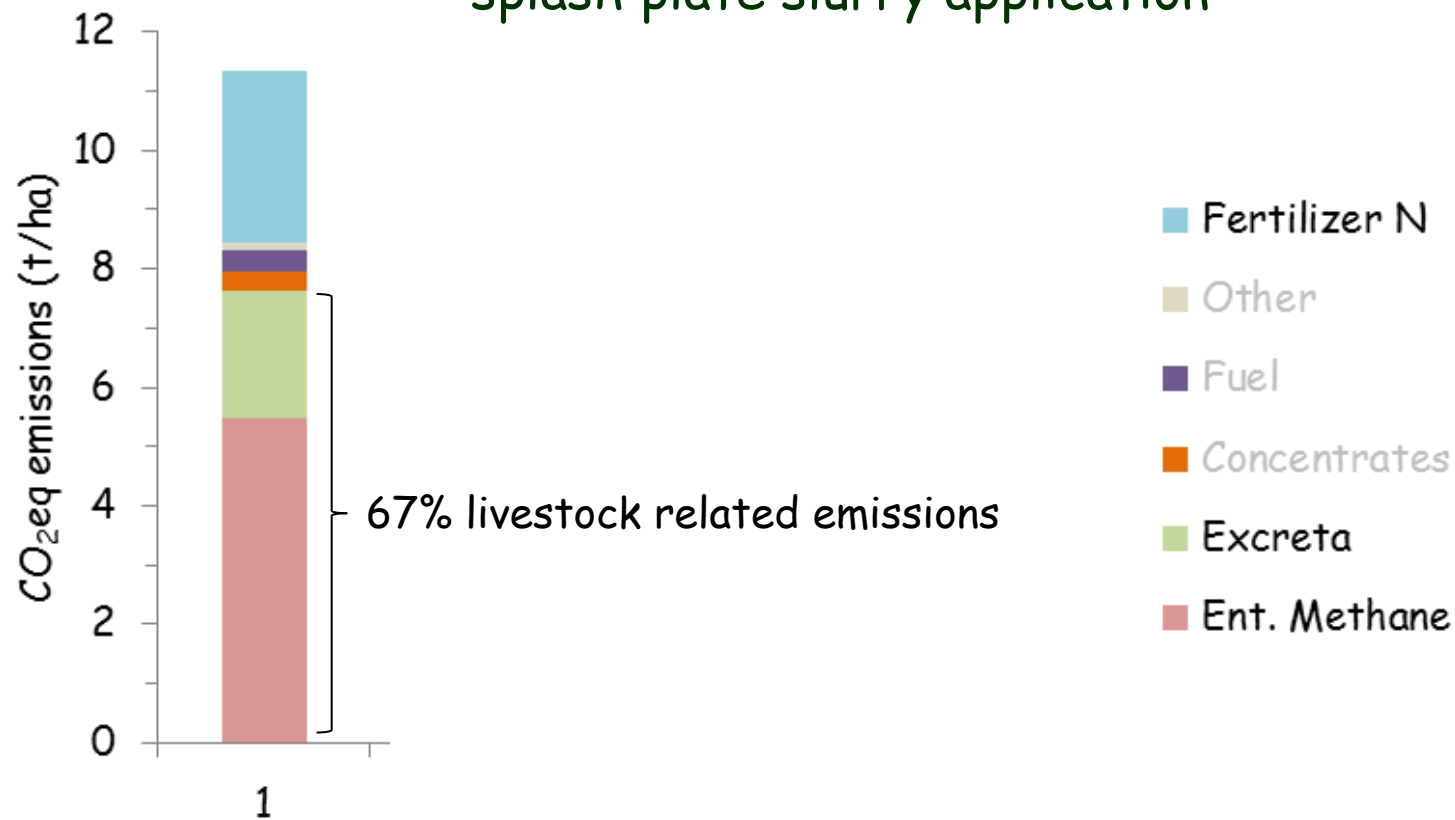
Systems Analysis



1. Standard system: 2.5 LU/ha, 280 kg/ha fertilizer N (Urea and CAN) & splash plate slurry application

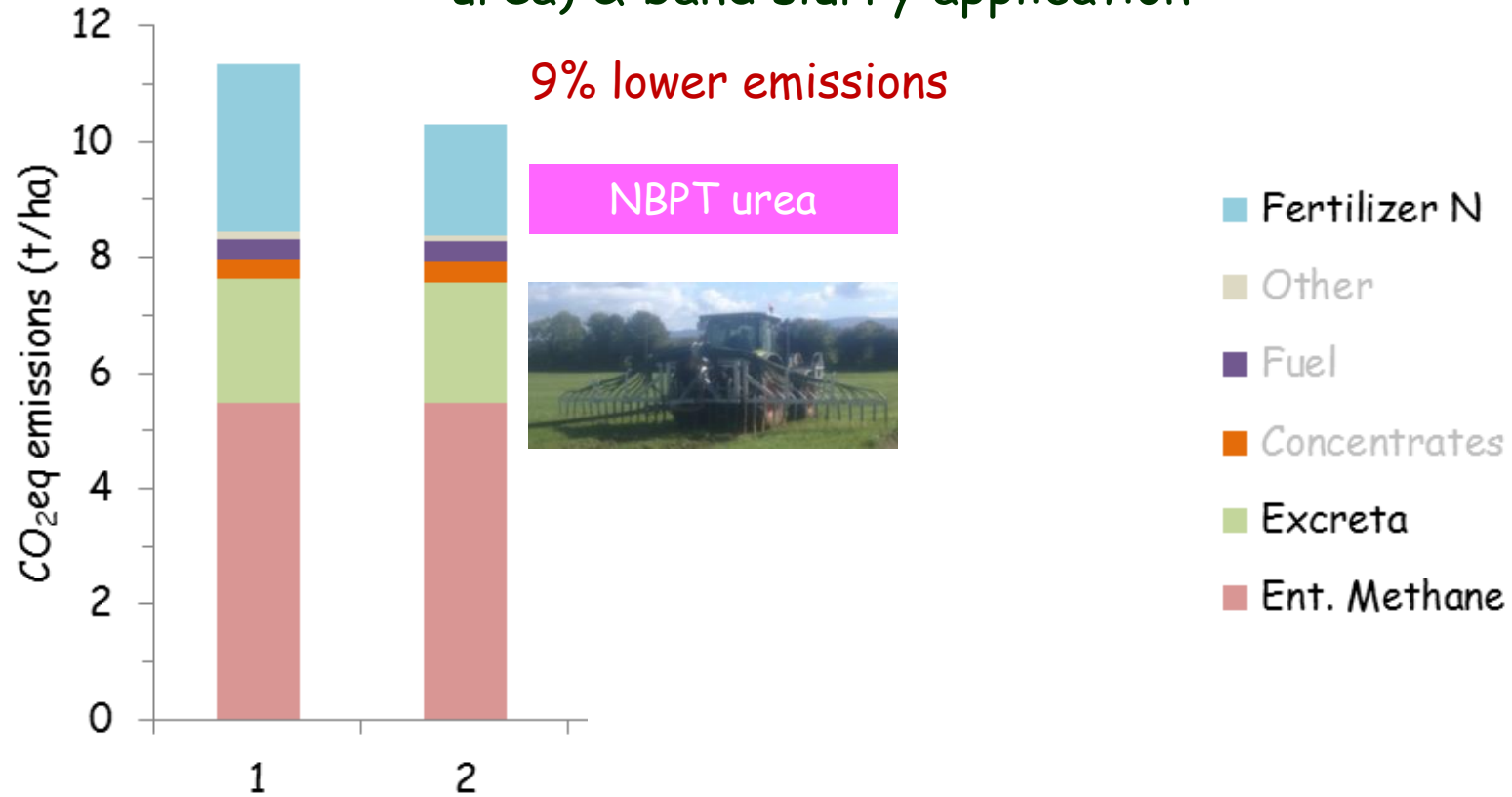


1. Standard system: 2.5 LU/ha, 280 kg/ha fertilizer N (Urea and CAN) & splash plate slurry application

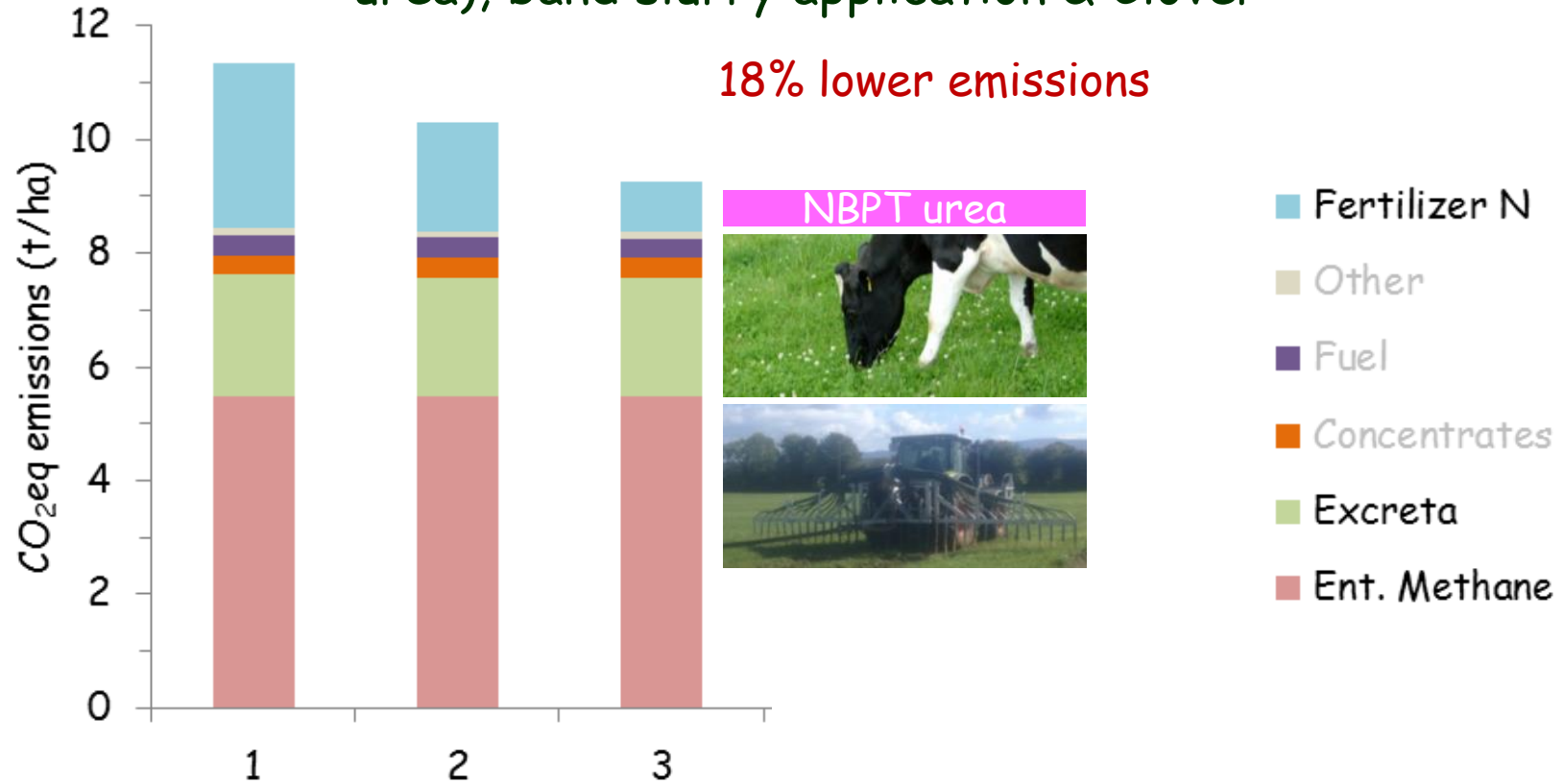


MB

2. Protected urea & LESS: 2.5 LU/ha, 250 kg/ha fertilizer N (Protected urea) & band slurry application

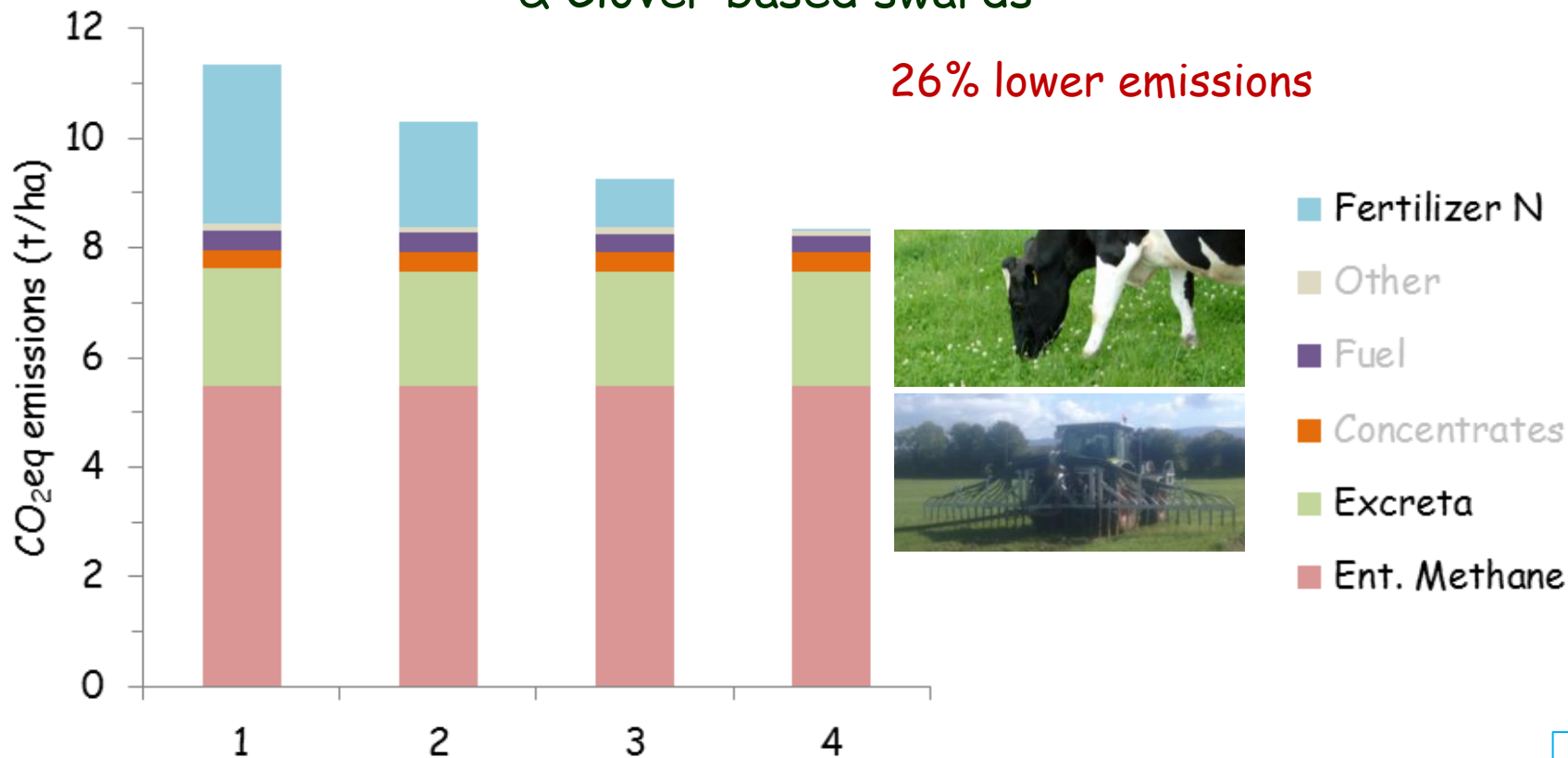


3. Pro-Urea, LESS & Clover: 2.5 LU/ha, 125 kg/ha fertilizer N (Protected urea), band slurry application & Clover



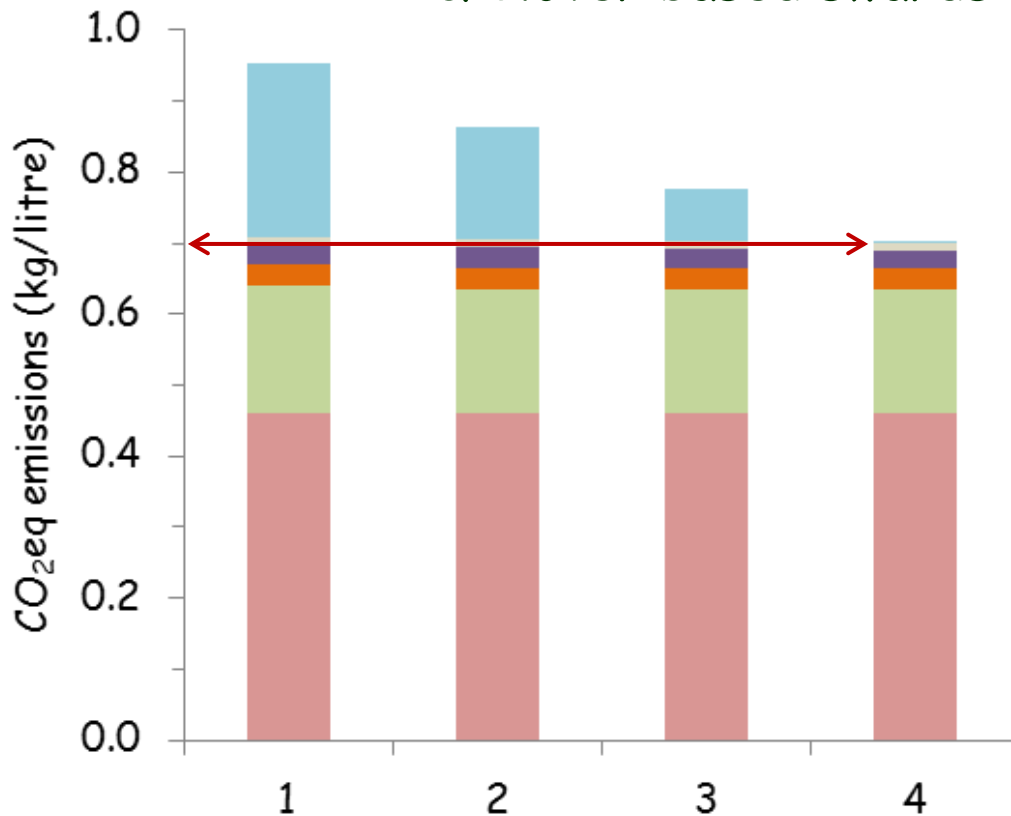
DEH

4. Clover & LESS: 2.5 LU/ha, 0 kg/ha fertilizer N, band slurry application & Clover based swards



- Fertilizer N
- Other
- Fuel
- Concentrates
- Excreta
- Ent. Methane

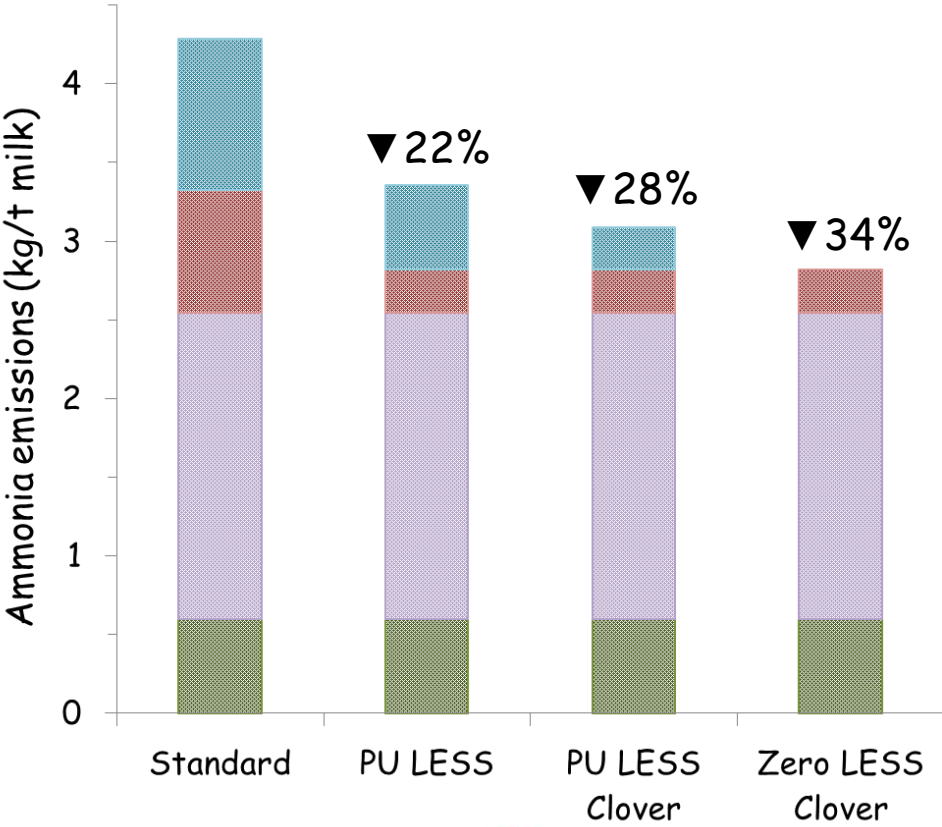
4. Clover & LESS: 2.5 LU/ha, 0 kg/ha fertilizer N, band slurry application & Clover based swards



0.7 kg CO₂eq./Litre

- Fertilizer N
- Other
- Fuel
- Concentrates
- Excreta
- Ent. Methane

Ammonia Emissions

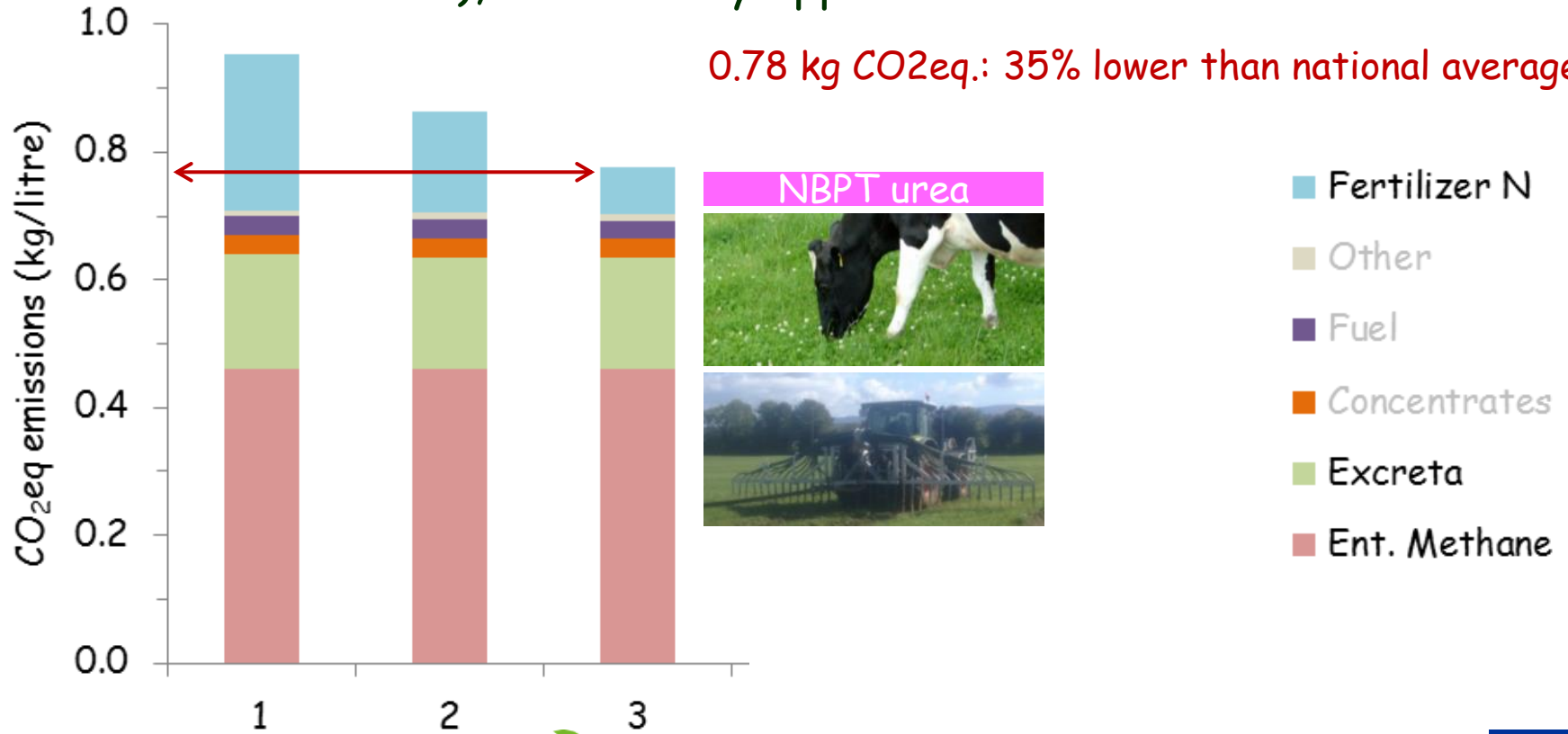


- Fertilizer N
- Manure application
- Housing & manure storage
- Grazing



3. Pro-Urea, LESS & Clover: 2.5 LU/ha, 125 kg/ha fertilizer N (Protected urea), band slurry application & Clover

0.78 kg CO₂eq.: 35% lower than national average



Technical and economic performance

Performance of clover-based system at Solohead: soil lime status, P & K, EBI

17,500 L/ha or 1400 kg MS/ha off the milking platform

Emissions per Litre milk = 0.78 kg CO₂eq. **35% lower than the national average.**

Economics

No difference in profitability (Humphreys et al., 2012)

Clover-based system is more profitable (McClearn et al., 2020)

Grass-clover system with 100 to 150 kg/ha protected urea can be at least as profitable as a high fertilizer N input grass-only system

Other Aspects

Stocking rate: Carbon footprint **per €** rather than per ha or per litre

EBI: **Small incremental improvements** at Solohead; big impact nationally

Soil sequestration: **Carbon-neutral reseeding** in a 10 year time-frame

Land drainage: **Lower N₂O emissions** and higher clover productivity

Sexed semen: improvement in quality of calf-to-beef

Hedgerows



Implications

Four years to convert to a clover-based system

Change sward species composition - change grassland management

Solohead: High stocked system with low environmental footprints

Paris Agreement: Sustainable intensification of food production

Derogation?

Marketing opportunities for low CF milk (0.78 kg CO₂eq./L)

Organic dairy production - opportunity?



Conclusions

NBPT urea & LESS could be adopted today - 9% reduction in emissions

Larger obstacles to adopting clover-based systems

Clover-based systems are economically competitive

Growing global demand for food & Sustainable intensification

Marketing opportunities for food with low environmental footprints

Acknowledgements

Teagasc Collaborators

Mr. Daniel Barrett

Prof. Gary Lanigan

Mr. Andy Boland

Mr. Dan Calvin

Ms. Katie Scully

Ms. Iris Nonhebel

Ms. Marion Sorley

Dr. Donal O'Brien

Dr. Patrick Forrester

Dr. David Wall

Doctoral Graduates

Dr. Ming-Jia Yan

Dr. Magdalena Necpalova

Dr. Paul Phelan

Dr. Elena Mihailescu

Dr. William Burchill

Dr. Nuria Valbuena

Dr. Pooja Sharma

University Collaborators

Prof. Nick Holden, UCD

Dr. Imelda Casey, WIT

Prof. Dejun Li, ISA

Dr. Michael Williams, TCD

Dr. David Styles, UL

Dr. Bill Keogh, WIT



Waterford Institute of Technology
INSTITIÚID TEICNEOLAÍOCHTA PHORT LAIRGE



University College Dublin
National University of Ireland



Trinity College Dublin
Coláiste na Tríonóide, Baile Átha Cliath
The University of Dublin



UNIVERSITY of LIMERICK
OILScoil LUIMNIGH