

Issue 7
Summer 2021

JESSY's SMART KIDS

Farm-Safe Fun
for Everyone!

Family Safety

First Aid Kit

Farmer Wellbeing

Blind Spots



FARM FAMILY SAFETY

It's the start of the summer holidays! An extra important time to remember farm safety and to make sure everyone knows how to be farm safe and stay farm safe.
Copy and complete the Farm Safe Reminder for your family. Hang it up for everyone to see!

THE _____ FAMILY FARM SAFE REMINDER

Guardian / Parent phone numbers: _____

Emergency: 999 and 112 | GP number: _____

Eircode: _____ Neighbour contact: _____

Use the Traffic Light scale to indicate the times when the farm is busy and fill in what is being done at those times.

Morning:				_____
Afternoon:				_____
Evening:				_____
Night time:				_____

What jobs are coming up that everyone must remember as an additional busy time?

WATCH OUT – THERE ARE MACHINES ABOUT!

It's nearly the harvest season and many big machines are put to work. The farmer carries out checks to ensure their machines are safe and ready for the busy season ahead.

UNSCRAMBLE THE LETTERS TO COMPLETE THE TRACTOR SAFETY CHECK

NGINEE


Fuel, oil, lubricants
& serviced.

GILTSH

Clean, working
& correct colour.

PTSES

Clean so no-one slips!



IROMRSR

Must be kept clean
& not broken.

SWODINW

Must be kept clean.

YRTES


Must be inflated &
correct tread depth.

ASK AT HOME WHAT OTHER JOBS THE FARMER MUST DO WHEN PREPARING FOR BUSY TIMES!

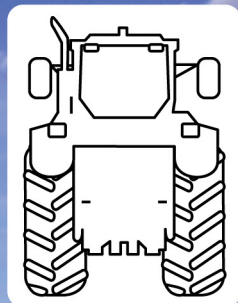
BLIND SPOTS

WHERE THEY CANNOT SEE – IS WHERE YOU SHOULDN'T BE!

NEVER stand near a tractor or any machinery when they're in use! Visibility can be limited for farmers when sitting high up in tractors, combine harvesters, etc and they will not see you if you approach. Also the noise they create means they cannot hear you. **Look at the pictures and note where the tractor blind spots are located, then colour in the blind spots on the tractor drawings below.**



Too hot for my fleece. time to shear me!



FARMER WELLBEING



Bales can 'heat' if baled too damp & catch fire



Cian Calf

As with all times of the year, farmers must remember their wellbeing as well as staying safe. Harvest time is a busy time so here are some key tips to keep farmers (and everyone) safe and well! Remind farmers of the following:



- Drink water:** Stay hydrated when spending a long time in tractors, especially on warmer days.
- Skin:** Cover Up using wide brimmed hats and long sleeved shirts. Protect their skin from the sun's rays with high sun protection factor, (SPF) cream.
- Hat & wraparound sunglasses:** Protects head and eyes from the sun
- Phone & Communication:** Keep their phone charged and always let people know where they will be.
- Take breaks:** Working when tired leads to accident and injury.
- Masks:** Use a P2 dust mask when working with hay/in dusty conditions.



Solve the Farm Safe

CROSSWORD

ACROSS

2. Done to a tractor before the farmer gets very busy?
3. The process of mixing slurry?
6. The areas not visible to tractor drivers?
8. A freshly _____ cow is highly dangerous.
9. Can happen to hay or straw if baled when damp?

DOWN

1. Finish the sentence: The SPF in sun cream stands for Sun _____ Factor.
4. A tractor brand, similar to being in school!
5. Farmers must always _____ a PTO?
7. Cut grass used for animal fodder?



ANSWERS
 DOWN: 1. Protection; 4. Claas; 5. Cover; 7. Silage
 ACROSS: 2. Safety Check; 3. Agitation; 6. Blind Spots; 8. Calved; 9. Heats

Gestation in pigs is
 3 months, 3 weeks
 & 3 days!



OUR FAMILY'S FIRST AID KIT



Published on behalf of Teagasc by AgriKids.
 Editorial Team: Alma Jordan, John McNamara and Francis Bligh.
 Design & Layout by Orange Graphic Design. Original Main Character Illustrations by Little Red Design Studio.