

A. Critical Issues

1. Build covers.
2. Use strip wire to maintain residual.
3. Split out small in-calf heifers.

B. 2013 Calving date trial

- The herd is split into two separate calving dates
- Early calving group – mean calving date is the 25th of Feb.
- Late calving group – mean calving date is the 10th of March.
- Stocking rate is 2.9 cows per ha for both groups and fertiliser input will be constant (250Kg N / ha).
- Within each group there are equal numbers of Friesian and crossbred cows

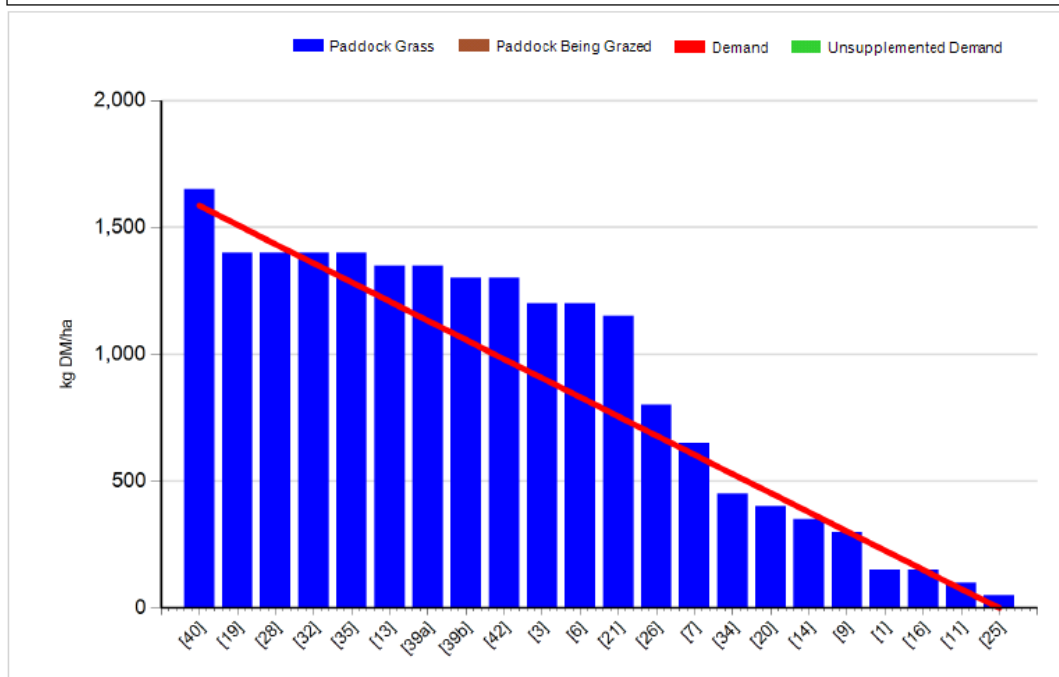
C. Whole farm situation

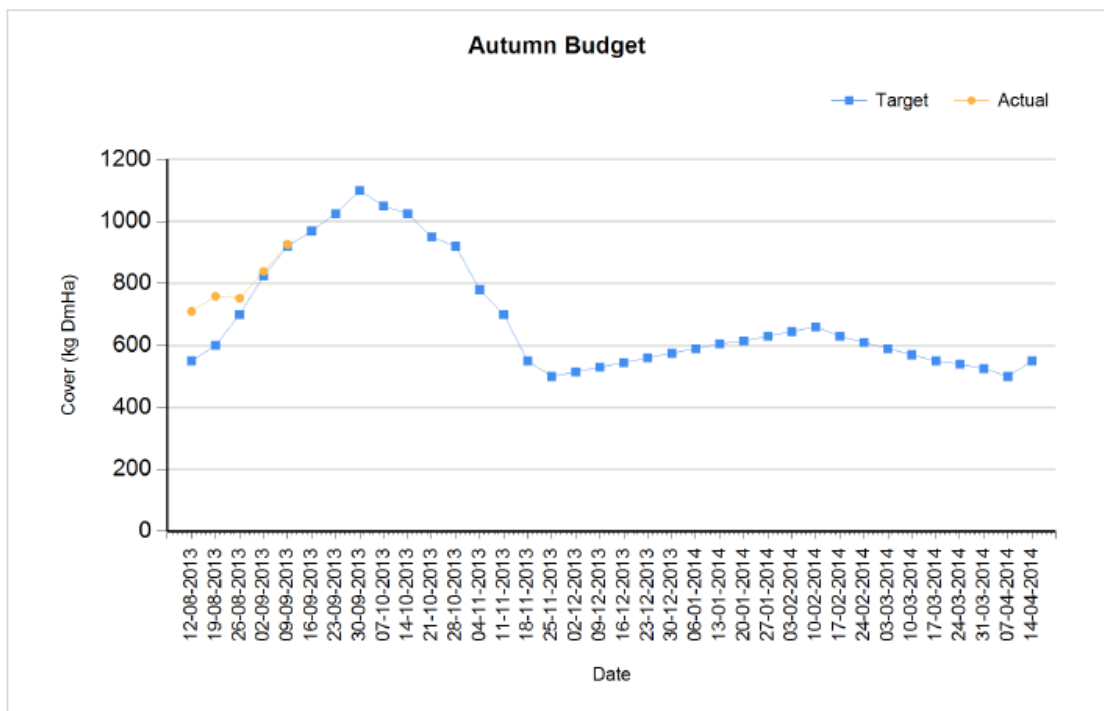
1. Soil temperature today is 14.2°C.
2. Total rainfall over the past seven days was 11mm.
3. Average growth was 53kgDM/ha/day, (15% DM).
4. Rotation length 35 days.
5. Feed wedge 09/09/2013

Rotation Length (days):	35	Silage Fed (kg DM/cow):	0.0
Grass Allocation/Cow (kg DM/cow):	15.0	Residual Height (cm):	3.5
No. of Cows:	60		
Concentrate Fed (kg/cow):	1.0		

Cover Parameters

Grass Allocation/LU (kg DM/LU):	15.0	Growth Rate (kg/ha/day):	53
Total Livestock (LU):	60.0	Farm Demand (kg DM/ha/day):	45
Farm Cover (kg DM/ha):	926	Target Pre-grazing yield (kg DM/ha):	1586
Farm Cover (kg DM/LU):	307		
Stocking Rate (LU/ha):	3.02		






6. Farm cover is 926 kg DM / ha (307 kg DM / cow) and pre-grazing cover is 1650 kg DM / ha. Fresh grass is allocated every 24 hrs as ground conditions are excellent and grass quality is good. Average post grazing height is 3.7cm.
7. Autumn budget is on target so no surpluses were removed this week. Concentrate has been held at 1kg given that at current growth rate and demand farm cover should build by another 60 – 80 kg DM / ha this week which will bring AFC to the target for next week.
8. Total N spread to date is 213 kg N / ha, a further 35 kg will be bulk spread on the whole farm over the next two weeks.
9. Total growth to date is 9.3 tons DM / ha.
10. Heifer calves were dosed with a levamisol based injection and moved to after grass.
11. In-calf heifers were weighed last week; the average weight gain was 0.6kg / day which is behind target. Average weight of the Fr heifers is 393kg which is slightly behind target. Average weight of the cross bred heifers is 370kg which is on target. Even though average weights are close to target 40% of animals are below target weight and will be split from the main group and grazed ahead to help catch up.
12. Cows and heifers were scanned on the 30th of August. The empty rate in the cows after 12 weeks of breeding was 9%. Pregnancy rate to first service was 51% and 6 week pregnancy rate was 76%. Heifer empty rate was 10% over 7 week breeding period with 72% conception to 1st service AI and the remainder in-calf to jersey stock bulls. There are 145 animals scanned in-calf for next year so will have 20 surplus animals to sell.

C. Bulk tank details :

Milk yield 15.3kg, Fat 4.80%, Protein 3.65% (1.29kg MS) SCC 185,000, TBC 67,000.



Date : 08/09/2013 Mean calving date	Early 25 th Feb		Late 10 th March	
	FR	JFX	FR	JFX
Stocking rate (cows/ha)	2.9	2.9	2.9	2.9
Milk yield (kg/cow/day)	16.6	14.5	16.1	14.1
% Fat	4.17	4.63	4.02	4.15
% Protein	3.61	3.89	3.62	3.81
% Lactose	4.52	4.56	4.59	4.59
Milk solids (kg/cow/day)	1.29	1.24	1.23	1.12
Supplement (kg/cow/day)				
Concentrate	1	1	1	1
Silage	0	0	0	0
Cumulative				
Milk yield (kg/cow)	4,184	3,866	3,778	3,434
% Fat	4.43	4.65	4.50	4.69
% Protein	3.40	3.65	3.48	3.56
% Lactose	4.73	4.77	4.74	4.76
Milk solids (kg/cow)	328	321	302	283
Weight	505	456	523	455
Body Condition Score	2.79	2.88	2.75	2.80
Supplement (kg/cow)				
Concentrate		667		547
Silage to milking cows (kg DM/cow)		330		180
Conserved silage (kg DM/cow)		576 (48%)		605 (50%)

* These are raw data and have not been statistically analysed.