

A. Critical Issues

1. 36 hour allocations.
2. Move cows when they reach target residual (4cm).
3. Graze wet paddocks when conditions are good.
4. Hold rotation length.

B. 2014 Calving date trial

- The herd is split into two separate calving dates
- Early calving group – mean calving date is the 25th of Feb.
- Late calving group – mean calving date is the 10th of March.
- Within each group there are equal numbers of Friesian and crossbred cows.

C. Whole farm situation

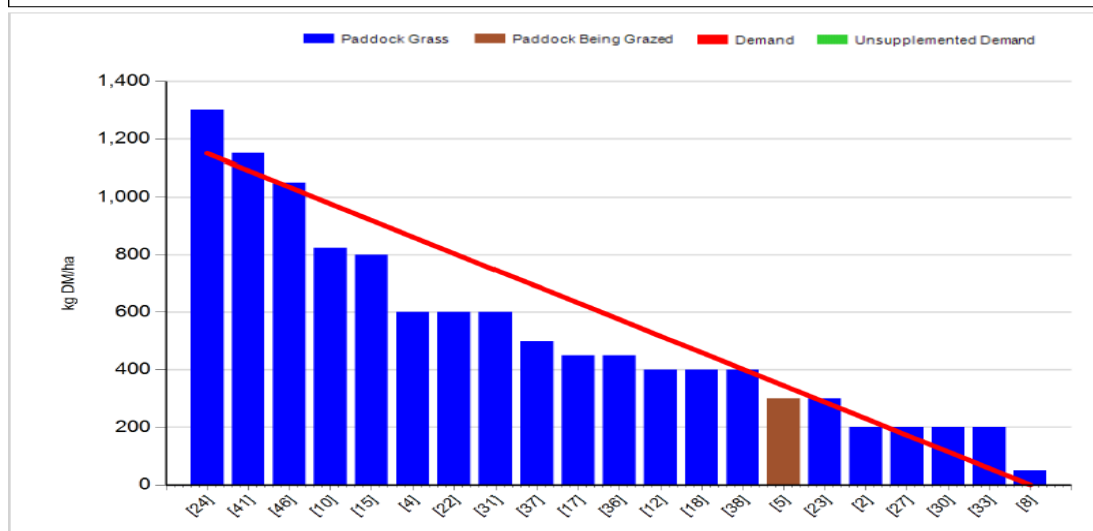
- Soil temperature today is 10.5°C.
- Whole farm got 46 units urea last week.
- Total of 120 cows calved and have 53 replacement heifer calves to date.
- Calving finished (10 weeks) – have 5 surplus late cows that will be sold this week.
- 6 dead calves to date.
- 7 cows assisted to calve.
- 4 Cows slow to clean.
- 1 Case of Mastitis to date.
- Bulling heifer weighed last week, Friesians are 337kg and crossbreds are 319 kg. Will start serving on the 1st of May.
- Milk yield 22.9kg, 4.41% fat, 3.33% protein (1.73kg Ms / cow), SCC 188,000 and TBC 12,000.

D. Early group

Rotation Length (days):	28	Silage Fed (kg DM/cow):	
Grass Allocation/Cow (kg DM/cow):	13.0	Residual Height (cm):	3.5
No. of Cows:	60		
Concentrate Fed (kg/cow):	3.0		

Cover Parameters

Grass Allocation/LU (kg DM/LU):	13.0	Growth Rate (kg/ha/day):	34
Total Livestock (LU):	60.0	Farm Demand (kg DM/ha/day):	41
Farm Cover (kg DM/ha):	541	Target Pre-grazing yield (kg DM/ha):	1150
Farm Cover (kg DM/LU):	171		
Stocking Rate (LU/ha):	3.16		



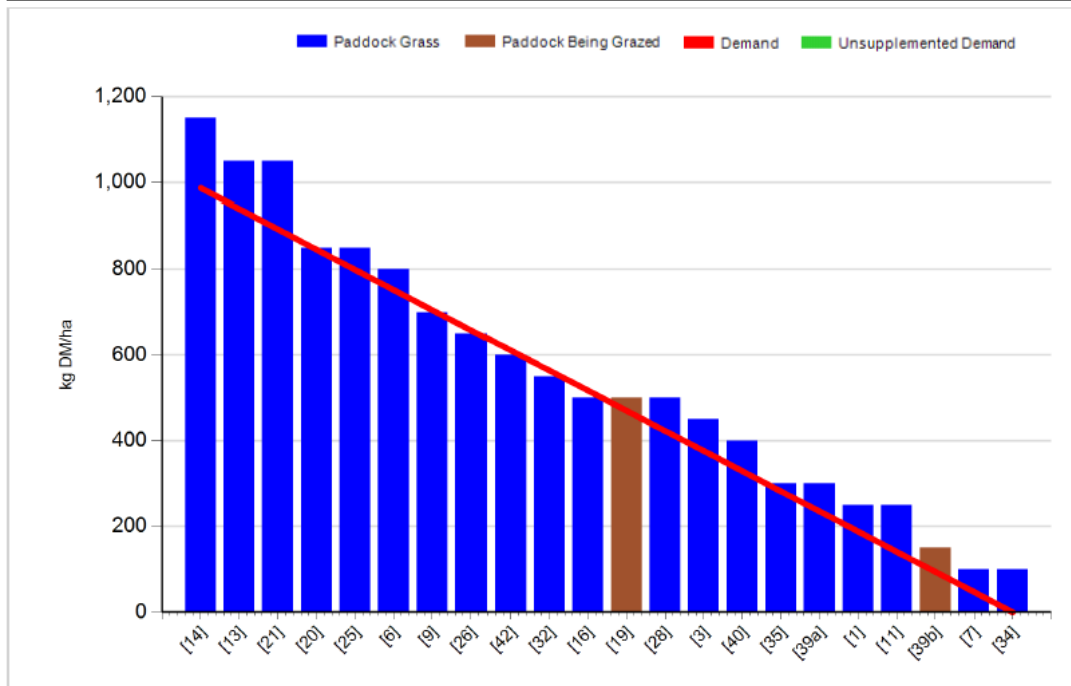
1. Farm cover is 541 kg DM / ha which is decreased since last week.
2. Growth rate has decreased this week to 34kg DM / ha and demand is 41kg DM / ha. Concentrates have been increased to 3kg for this week to maintain rotation length of 28 days. If conditions continue to improve and pre-grazing yields increase above 1300kg DM / ha the concentrates will be reduced.
3. There are 2 paddocks of first rotation grass left but these were too wet to graze, these paddocks have dried out well and will be grazed this week even though covers are low (500-700kg DM / ha).
4. Grazing down to 3.9cm on average.

C. Late Group

Rotation Length (days):	26	Silage Fed (kg DM/cow):	0.0
Grass Allocation/Cow (kg DM/cow):	13.0	Residual Height (cm):	3.5
No. of Cows:	58		
Concentrate Fed (kg/cow):	3.0		

Cover Parameters

Grass Allocation/LU (kg DM/LU):	13.0	Growth Rate (kg/ha/day):	30
Total Livestock (LU):	58.0	Farm Demand (kg DM/ha/day):	38
Farm Cover (kg DM/ha):	507	Target Pre-grazing yield (kg DM/ha):	987
Farm Cover (kg DM/LU):	174		
Stocking Rate (LU/ha):	2.92		




1. Farm cover is 507 kg DM / ha which has decreased from 541kg DM / ha last week.
2. Growth rate was 30kg DM / ha and demand is 38kg DM / ha.
3. Cows were housed for 2 nights to maintain rotation length.
4. Similar to the early group concentrates have been increased to 3kg to decrease demand.

5. There are 2 paddocks of first rotation grass left but these were too wet to graze so we have started the second rotation. These will be grazed this week.
6. Grazing out to 3.8cm on average.

D. Critical short term actions :

- Increase concentrates to 3kg.
- 36hr grass allocations.
- Cows with condition score below 2.75 milked once a day.
- Sell surplus cows and calves.

www.agresearch.teagasc.ie/moorepark/



Date : 14/04/2014 Mean calving date	Early 25 th Feb		Late 10 th March	
	FR	JFX	FR	JFX
Stocking rate (cows/ha)	2.9	2.9	2.9	2.9
Milk yield (kg/cow/day)	25.1	23.4	21.6	19.4
% Fat	4.12	4.67	5.02	5.21
% Protein	3.19	3.29	3.20	3.32
% Lactose	5.03	5.03	4.97	4.97
Milk solids (kg/cow/day)	1.83	1.87	1.77	1.65
Supplement (kg/cow/day)				
Concentrate	1	1	1	1
Silage	3	3	3	3