

A. Critical Issues

1. 36 hour allocations, (12hr when very wet)
2. Maintain target residual (4cm).
3. Reach target 21 day submission rate of 90%.

B. 2014 Calving date trial

- The herd is split into two separate calving dates
- Early calving group – mean calving date is the 25th of Feb.
- Late calving group – mean calving date is the 10th of March.
- Within each group there are equal numbers of Friesian and crossbred cows.

C. Whole farm situation

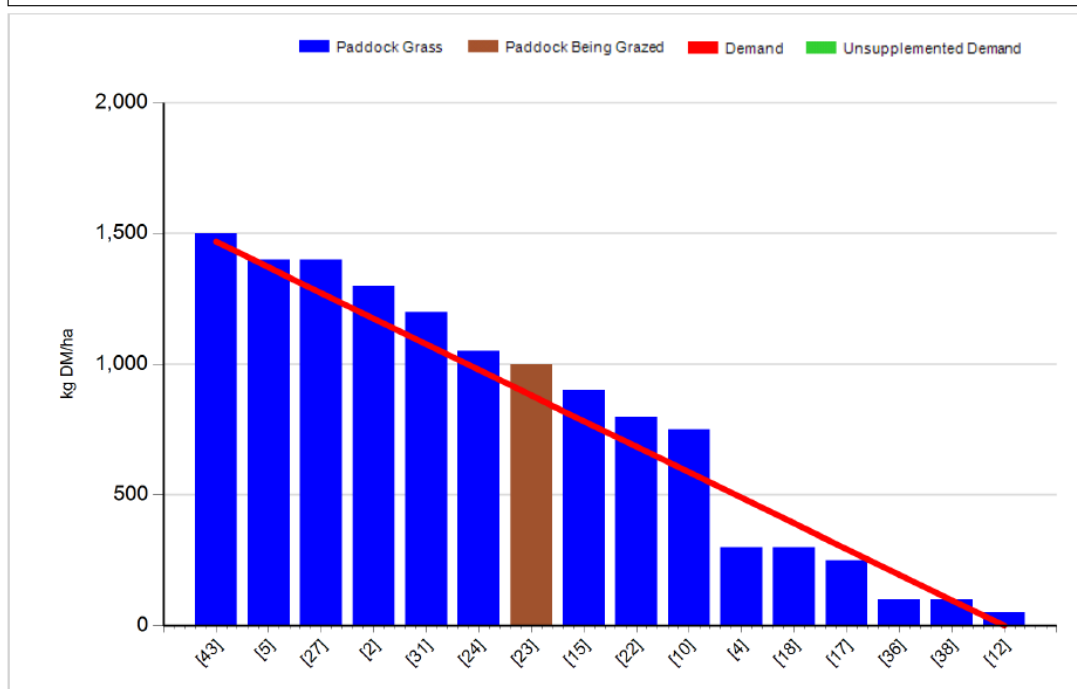
- Soil temperature today is 12.5°C.
- Total rainfall for past 7 days is 26mm.
- Heifers weighed on the 12th of May – Fr 348kg and crossbreds 332kg, there are 4 heifers out of 25 under target.
- All heifers served once with AI, stock bulls introduced this week.
- Milk yield 23.8kg, 4.36% fat, 3.37% protein (1.84kg Ms / cow), SCC 148,000 and TBC 6,000.

D. Early group

Rotation Length (days):	21	Silage Fed (kg DM/cow):	
Grass Allocation/Cow (kg DM/cow):	15.0	Residual Height (cm):	3.5
No. of Cows:	60		
Concentrate Fed (kg/cow):	1.0		

Cover Parameters

Grass Allocation/LU (kg DM/LU):	15.0	Growth Rate (kg/ha/day):	91
Total Livestock (LU):	60.0	Farm Demand (kg DM/ha/day):	70
Farm Cover (kg DM/ha):	732	Target Pre-grazing yield (kg DM/ha):	1468
Farm Cover (kg DM/LU):	157		
Stocking Rate (LU/ha):	4.66		



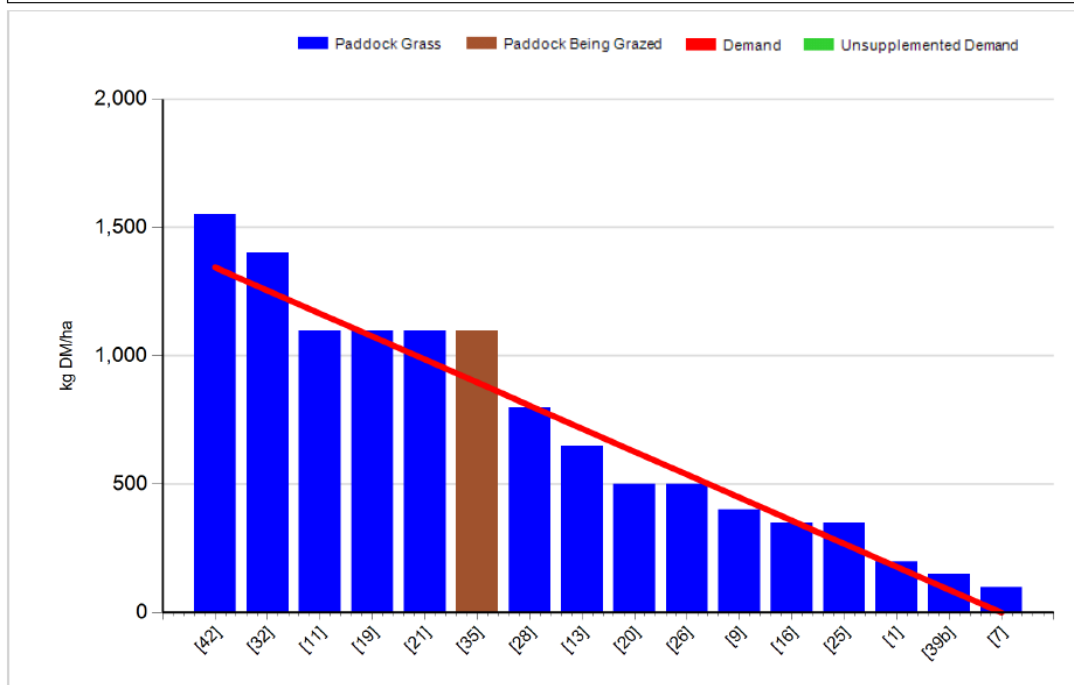
1. Farm cover is 732 kg DM / ha (157kg DM / cow) which is similar to last week.
2. Growth rate is 91 DM / ha this week. There is 35% of the area closed for silage. Paddocks closed for silage have been topped up with 30 units of CAN and will be cut in late May. Since demand is well below growth we may have to skip more paddocks by the weekend.
3. Paddock 36 was cut for silage last Friday
4. Pre-grazing yield is 1500kg DM / ha which is on target.
5. Grazing down to 4.2cm on average. Ground conditions were poor at the weekend and residual was above target as a result. Using a 12hr strip wire during wet spells to improve utilisation.
6. Started AI on the 28th of April, 95% submitted in three weeks.

C. Late Group

Rotation Length (days):	21	Silage Fed (kg DM/cow):	0.0
Grass Allocation/Cow (kg DM/cow):	15.0	Residual Height (cm):	3.5
No. of Cows:	59		
Concentrate Fed (kg/cow):	1.0		

Cover Parameters

Grass Allocation/LU (kg DM/LU):	15.0	Growth Rate (kg/ha/day):	78
Total Livestock (LU):	59.0	Farm Demand (kg DM/ha/day):	64
Farm Cover (kg DM/ha):	690	Target Pre-grazing yield (kg DM/ha):	1345
Farm Cover (kg DM/LU):	162		
Stocking Rate (LU/ha):	4.27		




1. Farm cover is 690 kg DM / ha (162kg DM / cow) which has increased from 629kg DM / ha last week.
2. Growth rate was 78kg DM / ha and demand is 64kg DM / ha.

3. 31% of the farm has been closed for silage; more will be closed if growth stays ahead of demand.
4. Pre – grazing yield is 1550kg DM / ha.
5. Grazing out to 4.3cm on average.
6. Ai started on the 13th of May, 44% submitted in the first week.

D. Critical short term actions :

- Focus on good heat detection.
- Stock bulls out with heifers.

www.agresearch.teagasc.ie/moorepark/



Date : 19/05/2014 Mean calving date	Early 25 th Feb		Late 10 th March	
	FR	JFX	FR	JFX
Stocking rate (cows/ha)	2.9	2.9	2.9	2.9
Milk yield (kg/cow/day)	26.5	23.4	26.7	24.2
% Fat	4.67	4.89	4.35	4.50
% Protein	3.43	3.54	3.48	3.54
% Lactose	4.93	4.99	4.94	4.94
Milk solids (kg/cow/day)	2.14	1.97	2.09	1.94
Supplement (kg/cow/day)				
Concentrate	1	1	1	1
Silage	0	0	0	0
Cumulative				
Milk yield (kg/cow)	2,104	1,947	1,806	1,724
% Fat	4.20	4.41	4.45	4.51
% Protein	3.25	3.40	3.42	3.47
% Lactose	4.99	5.04	4.93	4.93
Milk solids (kg/cow)	157	152	142	138
Weight	468	443	500	439
Body Condition Score	2.84	2.89	2.87	2.87
Supplement (kg/cow)				
Concentrate		244		186
Silage to milking cows (kg DM/cow)		125		80
Conserved silage (kg DM/cow)		55		55

