

**A. Critical Issues**

1. 36 hour allocations, (12hr when very wet)
2. Maintain target residual (4cm).
3. Maintain good heat detection.

**B. 2014 Calving date trial**

- The herd is split into two separate calving dates
- Early calving group – mean calving date is the 25<sup>th</sup> of Feb.
- Late calving group – mean calving date is the 10<sup>th</sup> of March.
- Within each group there are equal numbers of Friesian and crossbred cows.

**C. Whole farm situation**

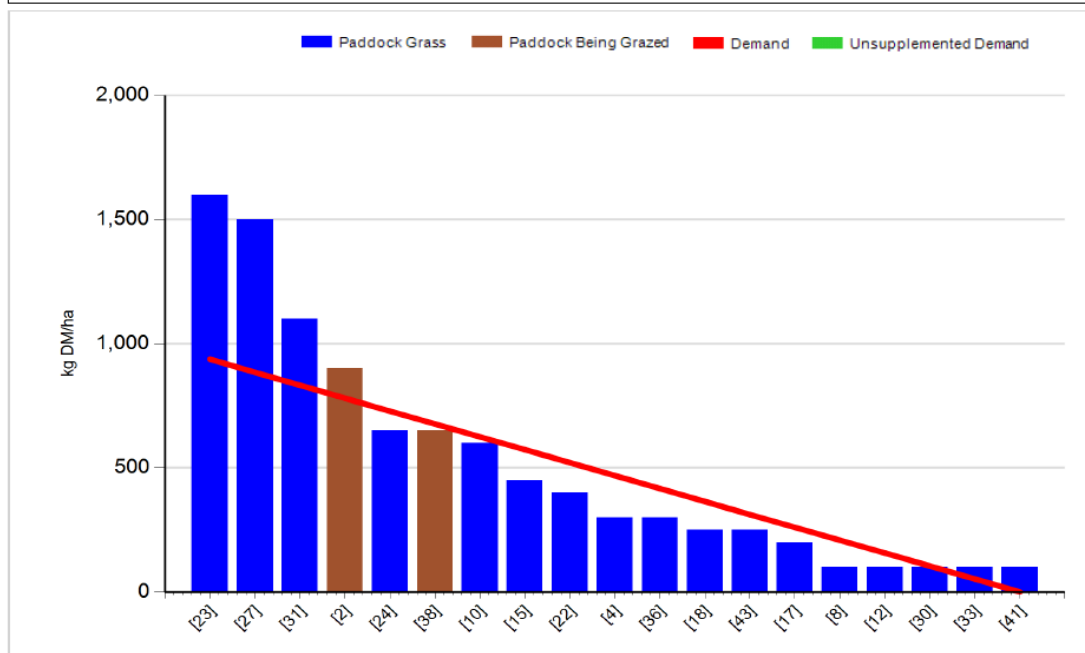
- Soil temperature today is 15.6°C.
- Total rainfall for past 7 days is 42mm.
- Spreading 27 units of CAN on 80% of the farm this week.
- Heifers weighed on the 12<sup>th</sup> of May – Fr 348kg and crossbreds 332kg, there are 4 heifers out of 25 under target.
- All heifers served once with AI, stock bulls introduced.
- Milk yield 21.9kg, 4.08% fat, 3.44% protein (1.64kg Ms / cow), SCC 172,000 and TBC 17,000.

**D. Early group**

Rotation Length (days):	18	Silage Fed (kg DM/cow):	
Grass Allocation/Cow (kg DM/cow):	15.0	Residual Height (cm):	3.5
No. of Cows:	60		
Concentrate Fed (kg/cow):	1.0		

**Cover Parameters**

Grass Allocation/LU (kg DM/LU):	15.0	Growth Rate (kg/ha/day):	85
Total Livestock (LU):	60.0	Farm Demand (kg DM/ha/day):	52
Farm Cover (kg DM/ha):	497	Target Pre-grazing yield (kg DM/ha):	937
Farm Cover (kg DM/LU):	143		
Stocking Rate (LU/ha):	3.47		



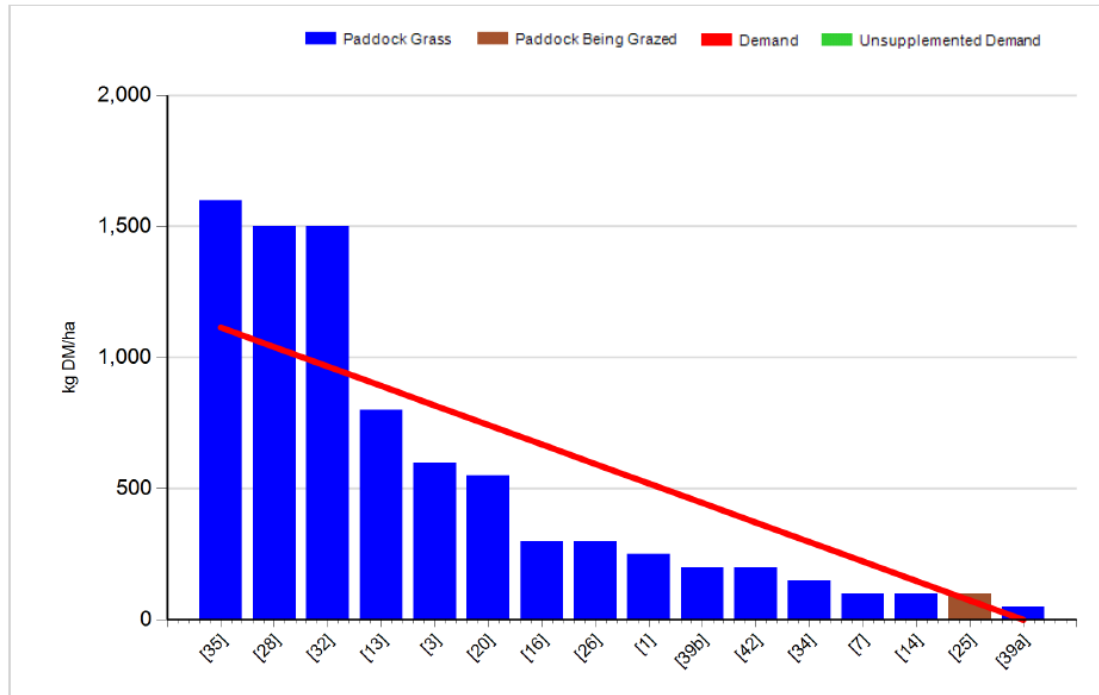
1. Farm cover is 497 kg DM / ha (143kg DM / cow) which is below target of 150 kg DM / cow).
2. Second half of first cut silage was cut last week, paddocks cut two weeks ago are back in wedge as they now have a cover of 100 to 150.
3. Growth rate is 85 DM / ha this week but demand is only 52 kg DM / ha as most of silage area is now back in rotation.
4. Pre-grazing yield is 1550kg DM / ha which is slightly above target, if growth rate continues at this level more paddocks will be skipped at the weekend to maintain the correct covers.
5. Grazing down to 4.3cm on average. Ground conditions have been difficult over the past 4 days. Using a 12hr strip wire during wet spells to improve utilisation.
6. Started AI on the 28<sup>th</sup> of April, 100% submitted in 6 weeks, Non – return rate is 56% which is on the low side. Will introduce stock bulls this week.

### C. Late Group

Rotation Length (days):	18	Silage Fed (kg DM/cow):	0.0
Grass Allocation/Cow (kg DM/cow):	15.0	Residual Height (cm):	3.5
No. of Cows:	59		
Concentrate Fed (kg/cow):	1.0		

#### Cover Parameters

Grass Allocation/LU (kg DM/LU):	15.0	Growth Rate (kg/ha/day):	88
Total Livestock (LU):	59.0	Farm Demand (kg DM/ha/day):	62
Farm Cover (kg DM/ha):	501	Target Pre-grazing yield (kg DM/ha):	1115
Farm Cover (kg DM/LU):	121		
Stocking Rate (LU/ha):	4.13		



1. Farm cover is 501 kg DM / ha (121kg DM / cow) which is below target. The next 4 paddocks have been skipped as they are too strong (17% of area). Paddocks 35,28 and 32 could not be skipped as they are not suitable for


cutting. Paddocks 34, 7, 14 and 39b were cut for silage two weeks ago and are now back in the wedge. There are another 2 paddocks cut last weekend that will be included next week, this will drop demand further.

2. Growth rate was 88kg DM / ha and demand is 62kg DM / ha.
3. Pre – grazing yield is 1600kg DM / ha which is above target but cover per cow is low.
4. Grazing out to 4.3cm on average.
5. Ai started on the 13<sup>th</sup> of May, 98% submitted in 4 weeks.

**D. Critical short term actions :**

- Get fertiliser out.
- Focus on good heat detection.
- Stock bulls out with heifers.

[www.agresearch.teagasc.ie/moorepark/](http://www.agresearch.teagasc.ie/moorepark/)



Date : 08/06/2014 Mean calving date	Early 25 <sup>th</sup> Feb		Late 10 <sup>th</sup> March	
	FR	JFX	FR	JFX
<b>Stocking rate (cows/ha)</b>	<b>2.9</b>	<b>2.9</b>	<b>2.9</b>	<b>2.9</b>
Milk yield (kg/cow/day)	21.7	19.8	23.9	21.4
% Fat	4.32	4.73	4.33	4.56
% Protein	3.43	3.54	3.50	3.58
% Lactose	4.89	4.93	4.92	4.94
Milk solids (kg/cow/day)	1.68	1.64	1.87	1.74
Supplement (kg/cow/day)				
Concentrate	0.75	0.75	0.75	0.75
Silage	0	0	0	0
<b>Cumulative</b>				
Milk yield (kg/cow)	2,592	2,387	2,330	2,189
% Fat	4.22	4.47	4.42	4.51
% Protein	3.28	3.42	3.43	3.49
% Lactose	4.97	5.02	4.93	4.93
Milk solids (kg/cow)	195	188	183	175
Weight	514	470	512	446
Body Condition Score	2.84	2.89	2.87	2.87
Supplement (kg/cow)				
Concentrate		265		186
Silage to milking cows (kg DM/cow)		125		80
Conserved silage (kg DM/cow)		450		420

