

**A. Critical Issues**

1. 12 hour allocations
2. Maintain target residual (4cm).
3. Graze last paddocks and close at AFC 600 – 650 kg DM / ha.

**B. 2014 Calving date trial**

- The herd is split into two separate calving dates
- Early calving group – mean calving date is the 25<sup>th</sup> of Feb.
- Late calving group – mean calving date is the 10<sup>th</sup> of March.
- Within each group there are equal numbers of Friesian and crossbred cows.

**C. Whole farm situation**

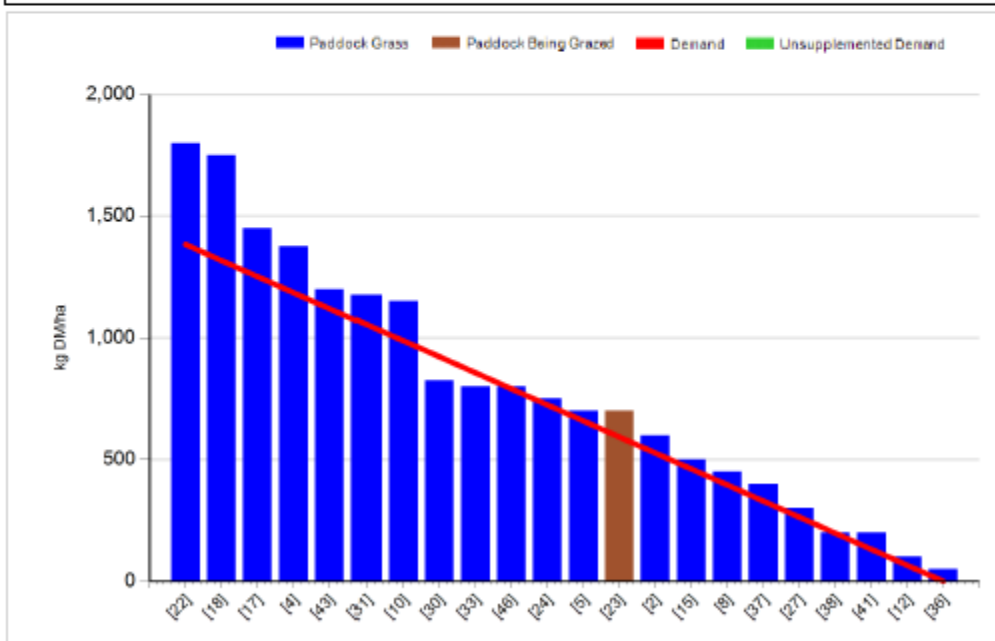
- Soil temperature today is 6.5°C.
- Total rainfall for past 7 days is 51 mm.
- Cows 10% empty (12 weeks)
- Heifers 8% empty (8 weeks)
- Weanling calves were weighed on the 11<sup>th</sup> of November and weighted 235kg; they gained 0.9kg / day since mid-August.
- Milk yield 10.9 kg, 5.17% fat, 4.09% protein (1.0kg Ms / cow), SCC 330,000 and TBC 7,000.

**D. Early group**

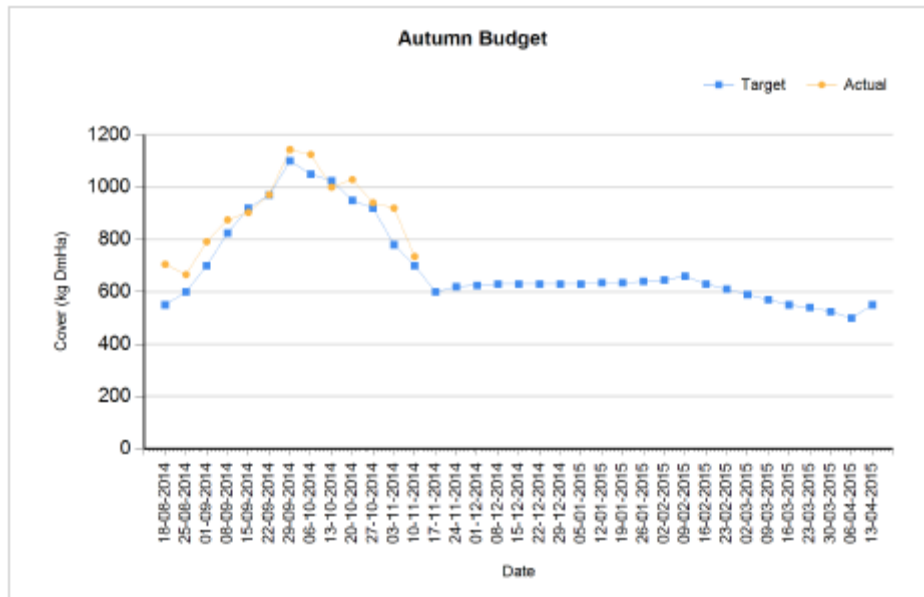
Rotation Length (days):	40	Silage Fed (kg DM/cow):	
Grass Allocation/Cow (kg DM/cow):	14.0	Residual Height (cm):	4.0
No. of Cows:	50		
Concentrate Fed (kg/cow):	3.0		

Cover Parameters

Grass Allocation/LU (kg DM/LU):	14.0	Growth Rate (kg/ha/day):	11
Total Livestock (LU):	50.0	Farm Demand (kg DM/ha/day):	35
Farm Cover (kg DM/ha):	735	Target Pre-grazing yield (kg DM/ha):	1383
Farm Cover (kg DM/LU):	298	Days Ahead:	21
Stocking Rate (LU/ha):	2.47	LW/ha (Liveweight/ha):	



1. Farm cover is 735 kg DM / ha (298kg DM / cow) which is on target according to our autumn budget.
2. Growth rate was 11 kg DM / ha and demand is 35 kg DM / ha, we would expect growth rate to drop lower this week as soil temperature has dropped to 6 deg.
3. Cows are housed by night and grazing by day, we have 6 days grazing left and then cows will be housed full time. Closing cover will be 650kg DM / ha.



4. Feeding 3kg of concentrate.
5. Pre-grazing yield is 1800kg DM / ha, heaviest cover to be carried will be 1650kg DM / ha.
6. Grazing down to 4.0cm on average. Ground conditions have deteriorated and grazing has become difficult.
7. Scanning results – 10% empty (12 weeks breeding), 75% in-calf in six weeks.
8. 15.9 tons DM / ha grown to date.

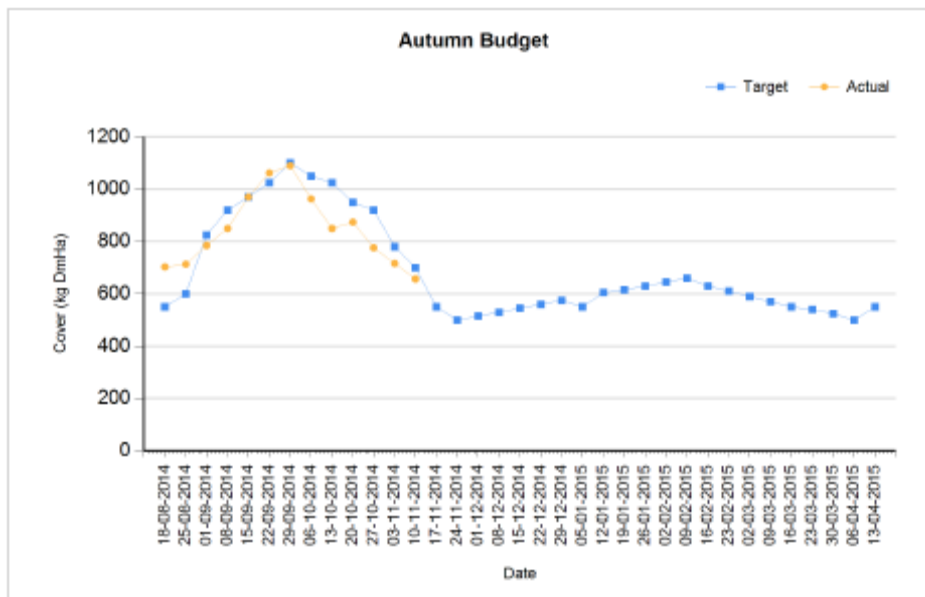
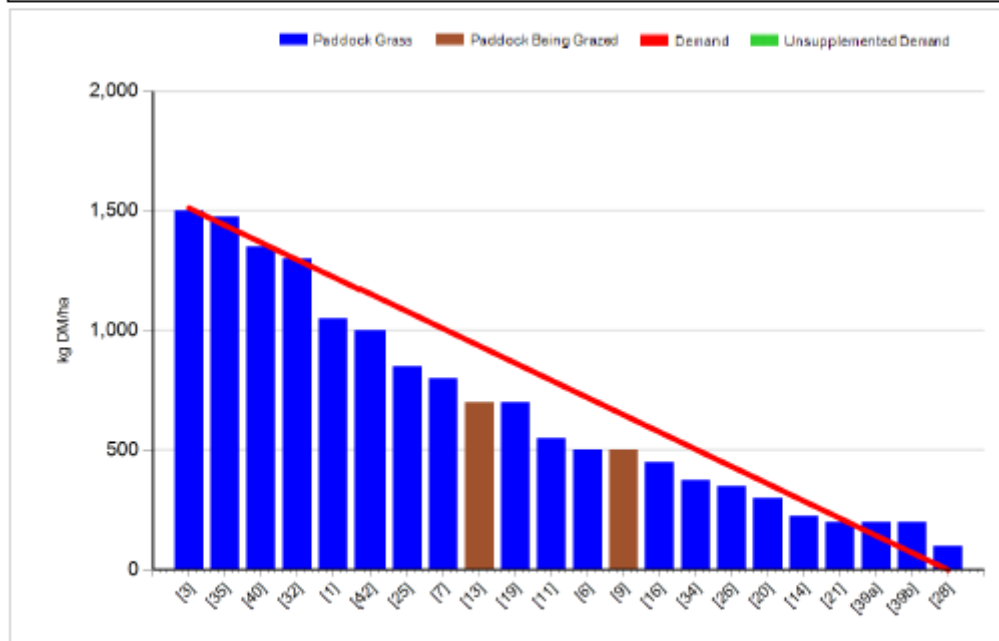
### C. Late Group

1. Farm cover is 657 kg DM / ha (256kg DM / cow). There are 3 days grazing left and then farm will be closed. Closing cover will be 600kg DM / ha.
2. Growth rate was 10kg DM / ha and demand is 30kg DM / ha.
3. Pre – grazing yield is 1500kg DM / ha.
4. Grazing out to 4.2cm on average.
5. Scanning results – 10% empty (12 weeks breeding), 73% in-calf in six weeks.
6. 15.3 tons DM / ha grown to date.

Rotation Length (days):	42	Silage Fed (kg DM/cow):	0.0
Grass Allocation/Cow (kg DM/cow):	14.0	Residual Height (cm):	3.5
No. of Cows:	50		
Concentrate Fed (kg/cow):	3.0		

**Cover Parameters**

Grass Allocation/LU (kg DM/LU):	14.0	Growth Rate (kg/ha/day):	10
Total Livestock (LU):	50.0	Farm Demand (kg DM/ha/day):	36
Farm Cover (kg DM/ha):	657	Target Pre-grazing yield (kg DM/ha):	1511
Farm Cover (kg DM/LU):	256	Days Ahead:	18
Stocking Rate (LU/ha):	2.57	LW/ha (Liveweight/ha):	




#### D. Critical short term actions :

- House cows when closing cover is reached.
- Separate out heifers below target weight and feed extra meal.

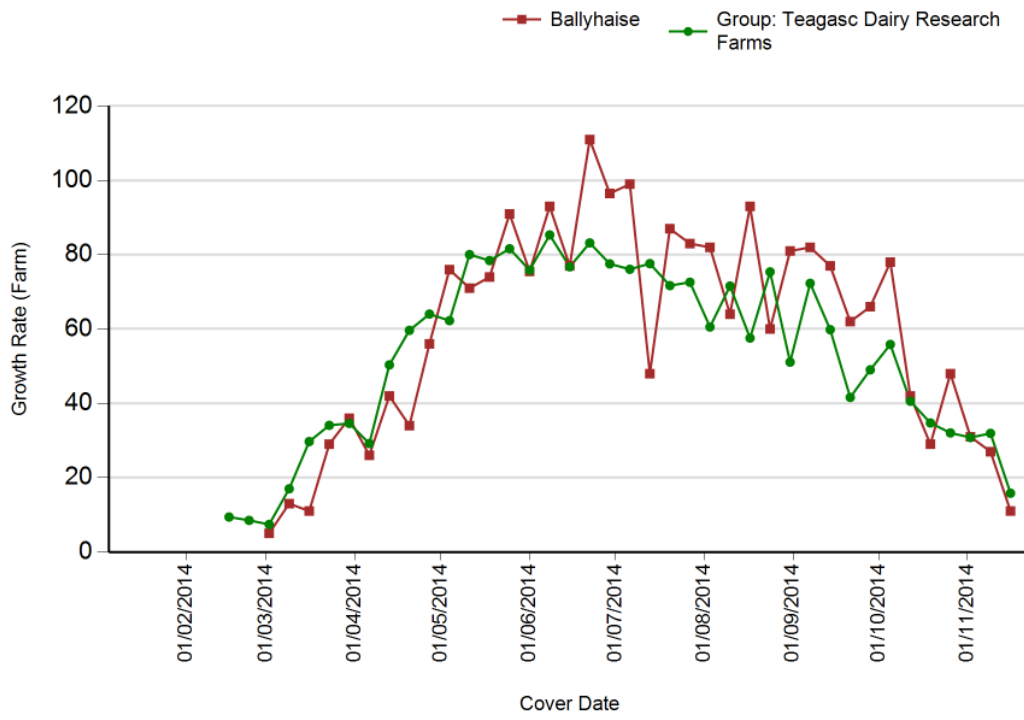
Date : 09/10/2014 Mean calving date	Early 25 <sup>th</sup> Feb		Late 10 <sup>th</sup> March	
	FR	JFX	FR	JFX
<b>Stocking rate (cows/ha)</b>	<b>2.9</b>	<b>2.9</b>	<b>2.9</b>	<b>2.9</b>
Milk yield (kg/cow/day)	12.2	10.6	12.8	11.0
% Fat	5.24	5.70	5.30	5.77
% Protein	3.98	4.27	4.0	4.20
% Lactose	4.69	4.66	4.64	4.58
Milk solids (kg/cow/day)	1.12	1.05	1.19	1.10
Supplement (kg/cow/day)				
Concentrate	3	3	3	3
Silage	7	7	7	7
<b>Cumulative</b>				
Milk yield (kg/cow)	5,297	4,785	5,200	4,654
% Fat	4.43	4.76	4.47	4.60
% Protein	3.49	3.68	3.58	3.69
% Lactose	4.82	4.86	4.79	4.78
Milk solids (kg/cow)	420	404	419	386
Weight	556	513	562	502
Body Condition Score	2.90	2.85	2.76	2.83
Supplement (kg/cow)				
Concentrate		490		430
Silage to milking cows (kg DM/cow)		174		120
Conserved silage (kg DM/cow)		795		745

[www.agresearch.teagasc.ie/moorepark/](http://www.agresearch.teagasc.ie/moorepark/)



**Growth to date compared to average of all Teagasc Research Farms**

### Distribution of Growth



**Growth To Date – 15.6 tonnes DM / ha.**