

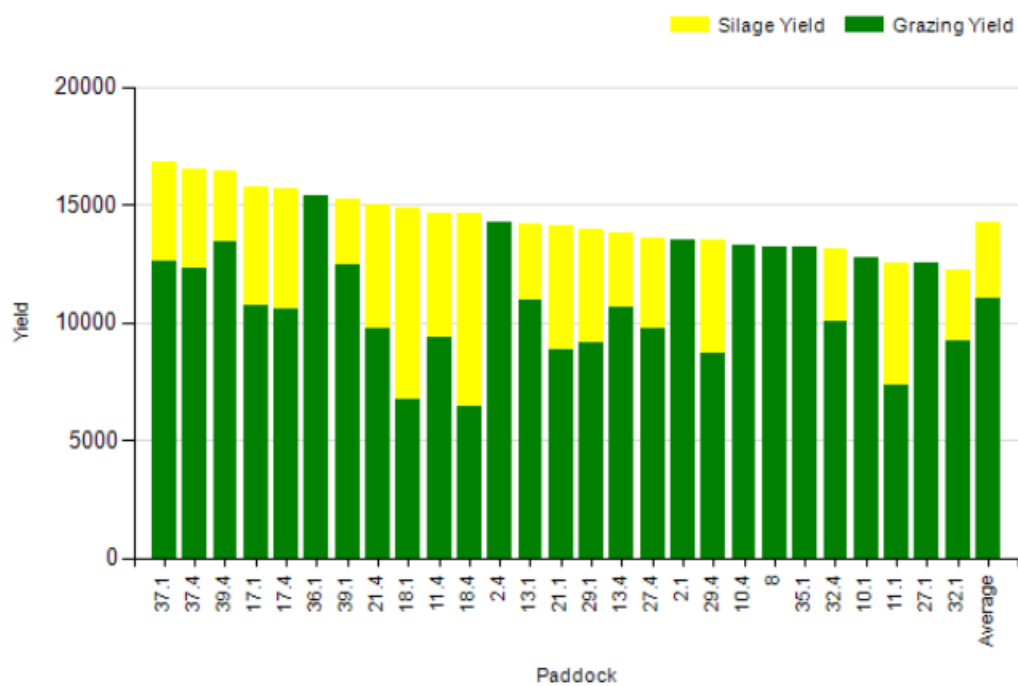
Johnstown Castle Winter Milk Herd- Weekly Management Notes - 18/12/17

- Weather has been mixed over the past two weeks, with some very cold weather, alongside some periods of heavy rainfall. Total rainfall for the last 2 weeks 59.2mm, and average soil temps of 4.1 °C.
- Breeding started last Wednesday with a quiet couple of days starting off, heifers will be short-cycled after the first week, hopefully getting all of them served pre-Christmas.
- Maize silage tested poorer than expected, with a low starch level of 23% and very low protein levels, we'll keep an eye on cow performance and might increase protein % of the blend if we think it's necessary, but at this stage we're happy with what the cows are doing and we'll leave the diet as is.
- The spring herd are now fully dry, their moving back onto 2nd cut silage of 68-70DMD, after spending a week on hay whilst "soaking up" B.C.S on the majority of these cows is where we'd like it to be at with most scoring either 2.75 or 3.0

	<i>This week (18/12/17)</i>	Autumn Calving Herd	Spring Calving Herd
Production	% of Herd Milking	100%	All Dry
	Milk Kg	27.7	
	Fat %	4.56	
	Protein %	3.49	
	Milk Solids kg	2.25	
Intake	Grazed Grass kgs/dm/cow (estimate)		
	Silage kgs/dm/cow	9.5	12
	Maize silage kgs/dm/cow	5.0	
	Concentrate in TMR – kgs/dm/cow	2.5	
	Parlour concentrate kgs/dm/cow	5	
Totals	<i>Lactation to date per cow</i>	Mean calving date 11 th October	Mean calving date 7 th March
	Days in Milk	68	271
	Milk kg	1756	6013
	Milk Solids kg	141	461
	Concentrate Fed	367 in parlour (457 in total)	583

Item	Units	Normal Desirable Values	Result
Dry Matter	%	22.0 - 35.0	32.1
pH	-	3.5 - 3.9	3.8
ASH	%	3.2 - 4.5	3.8
NDF	%	42.0 - 55.0	51.10
Starch	%	20.0 - 28.0	23.0
ME	MJ/kg	10.5 - 11.5	11.3
Crude Protein	%	6.5 - 10	5.0

Cumulative Paddock Yield to 05/12/2017



**JOHNSTOWN CASTLE
WEXFORD**

Certificate Number: SE41301









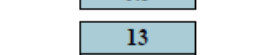
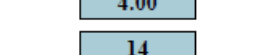
Farmer: PO 200221347

Sample Receive Date: 15/11/2017

Return Date: 16/11/2017

Lab Reference: SE88009

Item	Units	Desirable Values	Result	Status
Dry Matter	%	20 - 30	33.4	-
pH	-	4 - 4.7	4.1	Good
Ammonia N	% of Total N	< 10.1	8.4	Good
ASH	%	< 8.6	9.9	Moderate
NDF	%	< 45.0	40.50	Good
DMD	%	> 68.9	75.0	Good
ME	MJ/kg	> 9.8	10.8	Good
Crude Protein	%	13.5 - 17	15.4	Good

Item	Units	Normal Range	Result	Status
PDIN	g/kg	65 - 102	91	
PDIE	g/kg	58 - 83	86	
PDIA	g/kg	16 - 37	28	
UFL	per kg	.65 - .90	0.85	
UFV	per kg	.59 - .89	0.81	
SFU	per kg	1.04 - 2.81	1.45	
LFU	per kg	.95 - 1.89	1.19	
CFU	per kg	.96 - 1.92	1.20	
DM Intake Cattle	g/kg W ^{0.75}	70 - 130	112	
DM Intake Sheep	g/kg W ^{0.75}	60 - 140	104	

PREDICTED PERFORMANCE
(silage ad lib no meals)

WITH GOOD MANAGEMENT

Lactating Cows (Litres/Day)	13.4
Dry Cows (Kg/Day)	0.8
Beef Cattle / InCalf Heifers (Kg day)	0.7
Weanling (Kg/Day)	0.5

SUPPLEMENTATION

Dairy Ration Protein %	18
Kg/Day for 27 litres	6.5
Beef Ration Protein %	13
Kg/Day for 1Kg/day Gain	4.00
Weanling Ration Protein %	14
Kg/Day for 0.6 Kg/day Gain	0.5