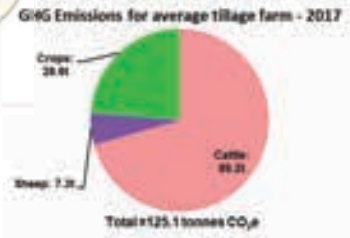
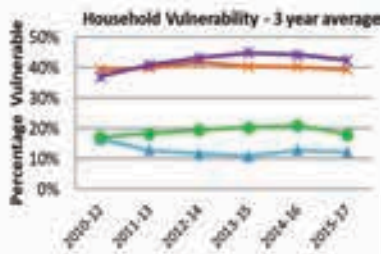
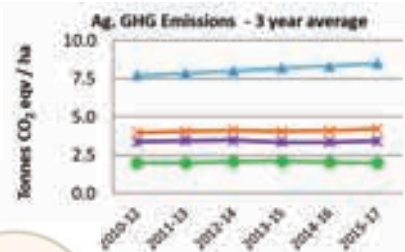
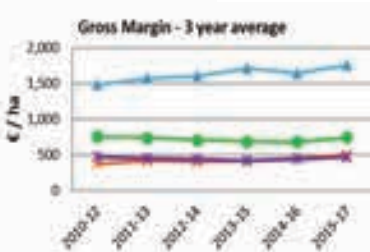




Sustainability metrics – Irish farm systems



Key Messages:

- Profitability and household vulnerability of tillage farms is ahead of livestock systems but behind dairy systems



Key Messages:

- GHG emissions per ha are lowest on tillage farms
- Majority of GHG emissions on tillage farms are from livestock enterprises

Notes: _____



Reducing the carbon footprint of tillage

The C footprint is already low

- The C footprint of the main tillage crops is between 0.3 -0.6 kgCO₂e per kg grain



Reduce mineral N and improve soil organic matter

- Optimise soil pH, P and K
- Where possible use organic manures
- Optimise N application to growth
- Use cover crops to reduce winter fallow
- Utilise appropriate rotations

Measure	N ₂ O	Soil Organic Matter
Organic Manure	👍👍👍	👍👍👍
Cover Crops	👍👍	👍👍👍
pH, P and K	👍👍👍	-
Straw incorporation	👍	👍👍
Minimum tillage	👎	👍
Optimise N	👍👍	-
Rotations	👍👍	👍

Notes: _____
